

Historic, Archive Document

Do not assume content reflects current scientific knowledge, policies, or practices.

62.39

1901

Bagg

THE HAMPDEN
AGRICULTURAL
STORE ♡ ♡ ♡ ♡

The B. L. Bragg Company
Proprietors

SPRINGFIELD, MASS.

Seeds, Implements
Fertilizers, Wagons
Harness, Carriages
Hardware, Paints
Household Utensils
Woodenware, etc., etc.

The Agricultural Store



WE have assumed the above title as being the most expressive of any we can use in describing our business. Our aim is to furnish the general and special supplies required on the farm, and to this end we issue a complete Seed Catalogue annually, also a Tool and Implement Catalogue, which will be sent free on application. We keep constantly in touch with the latest improvements in farm and dairy requisites. Our facilities are unsurpassed for shipping promptly, and our floor storage space covers over an acre of ground. We have expert men constantly employed in setting up and starting machinery of all sorts that can be used on the farm, and **they know their business.** We are constantly taking on new work, and are prepared to guarantee our work from start to finish. To "sum up"

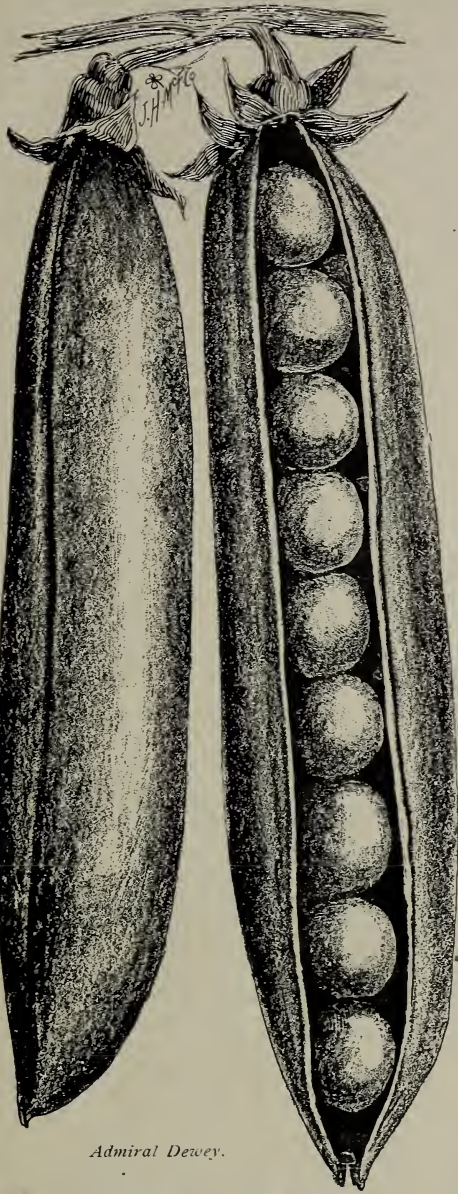
WE WANT YOUR BUSINESS

If price, quality of work, thoroughness, and attention to your requirements goes for face value,

WE WILL HAVE YOUR BUSINESS

A Postal Card will bring quick reply

The B. L. BRAGG COMPANY
Springfield, Mass.



Admiral Dewey.

Extra-Early Peas, continued.

✓ **Gradus, or Prosperity.** The most attractive introduction of recent years. Large, handsome pods, resembling the Telephone in size and shape, well filled with large peas, ripening with the earliest. Is certain to be eagerly sought. Ripening very quickly, the pods must be picked as soon as fit for the table. Habit vigorous, very quick to germinate and push to maturity. Foliage pale green in color. Pods long, straight, slightly rounded at the point. Seeds large, wrinkled, cream color. Height 3 feet. Pkt. 10 cts., qt. 10 cts., pk. \$2.50.

✓ **William Hurst.** The first early of sterling merit. An improvement on American Wonder, being twice as prolific and of a rich sugary flavor. Vines about 10 inches high and peas all ripening together. Best "one picker" variety to date. Pkt. 10 cts., qt. 25 cts., pk. \$1.85, bus. \$7.

✓ **Duke of York.** A new sort having large handsome pods filled with wrinkled peas of a superior quality. Height 2½ feet. Pkt. 10c., qt. 25c., pk. \$1.50, bus. \$5.50.

Medium Early (Wrinkled)

✓ **McLean's Advancer.** Used by the market-gardeners largely as a medium cropper. Comes into bearing between Premium Gem and Champion of England, and bears abundantly large, well-filled pods containing wrinkled peas of fine quality, borne at the top of the stalk. Growth vigorous. Height 2 feet. Pkt. 10 cts., qt. 25 cts., pk. \$1.25, bus. \$4.75.

✓ **Bliss Abundance.** Very vigorous in growth, prolific, carrying well-filled pods of good quality for marketing. Seed green, wrinkled. Height 20 inches. Pkt. 10 cts., qt. 25 cts., pk. \$1.25, bus. \$4.50.

Medium and Late Sorts

✓ **Dwarf Telephone.** A cross between Stratagem and Telephone. Under good cultivation the vine is dwarf, stocky, healthy and vigorous. Of uniform height of 18 inches. Very productive. Pods broad, rounded at the end, often carrying ten wrinkled peas. Very large, tender and of delicious flavor. Of the medium dwarf sorts this is the leader. Pkt. 10 cts., qt. 30 cts., pk. \$2, bus. \$7.50.

✓ **Heroine.** Foliage luxuriant. Pods long and handsome, slightly curved, well filled with large peas of delicious flavor. Height 2 feet. Seed green and wrinkled. Pkt. 10 cts., qt. 25 cts., pk. \$1.25, bus. \$4.

✓ **Stratagem.** Vigorous habit and, under good cultivation, a heavy cropper. Height 2 feet. Seed very large, green and wrinkled. Pkt. 10 cts., qt. 25 cts., pk. \$1.50, bus. \$5.50.

✓ **Everbearing.** Branching in habit. Season medium late. Pods are of fair size; seed very large, flattened and wrinkled. Height 2 feet. Pkt. 10 cts., qt. 25 cts., pk. \$1.25, bus. \$4.

✓ **Yorkshire Hero.** Sometimes called Dwarf Champion. Vines heavy, productive, upright, bearing short pods near the top of the stalk. Peas large and of good quality; season late. Height 2½ feet. Pkt. 10 cts., qt. 25 cts., pk. \$1.25, bus. \$4.

✓ **Shropshire Hero.** Similar in habit to York Hero, but a much better yielder. Pods longer and peas of equal flavor; seeds green. Height 2½ feet. Pkt. 10 cts., qt. 25 cts., pk. \$1.25, bus. \$4.

Tall-Growing Medium and Late

✓ **Admiral Dewey.** This variety is on the market this year for the first time at a reasonable price. The pods are without doubt the largest of any Pea that grows. It is a very heavy cropper and the peas are of the highest quality. Foliage, vine and pods are of rich dark green, healthy and vigorous. Pods frequently grow to 6 inches in length, well filled with enormous peas, very tender and delicious. Height 3½ feet. We should be pleased to send a sample of this wonderful new Pea free, on request, with your general order for garden seeds. Pkt. 10 cts., qt. 50 cts., pk. \$3.

✓ **Telephone.** Vines and leaves are large and coarse. Large pale green pods, straight, filled with large peas of good flavor; seed light green, wrinkled. Height 3½ feet. Pkt. 10 cts., qt. 25 cts., pk. \$1.50, bus. \$5.50.

✓ **Duke of Albany.** Much like the Telephone in appearance, but more desirable, and produces in greater abundance. Height 3 feet. Seed light green, wrinkled. Pkt. 10 cts., qt. 25 cts., pk. \$1.50, bus. \$5.50.

✓ **Champion of England.** The standard of the country, too well known to need description. Our strain is pure, and under high cultivation is a splendid cropper. Height 4 feet. Pkt. 10 cts., qt. 25 cts., pk. \$1.25, bus. \$4.

✓ **Horsford's Market-Garden.** Growth very much like the Premium Gem, good cropper, matures ten days later. The pods are produced in pairs in great abundance, but peas are small, though very sweet; seed green, wrinkled. Height 20 inches. Pkt. 10 cts., qt. 25 cts., pk. \$1.25, bus. \$4.

✓ **Black-Eyed Marrowfat.** Tall, strong-growing vines, bearing a fair crop of late peas; seed round and smooth, having a distinct black eye. Height 4 feet. Pkt. 10 cts., qt. 20 cts., pk. \$1, bus. \$3.



Gradus, or Prosperity.
(See page 16.)

Peas

One qt. to 100 feet of drill; 2 bus. to the acre.

Sow as early in the spring as the ground can be worked, in rows, for the dwarf varieties 4 feet apart, and the tall varieties 6 feet, having seeds about an inch apart in the rows and plant 4 inches deep. We have found it preferable in our experience to sow the dwarf varieties in single rows and the tall or bush varieties in the double row about 9 inches apart, which leaves space enough to insert strong brush for the vine to grow on. By a succession of plantings, with judicious selection, a variety of Peas may be enjoyed all summer long. We give, in every case possible, the grower's description of the varieties of Peas, as grown on immense farms in northern New York and Canada. These descriptions will be found absolutely accurate for reference.

Extra-Early Smooth Varieties

Maud S. This variety possesses strong vitality, for it matured a full crop in a situation where severe frost had ruined other sorts, thus proving its value for market-gardeners. Seed is round, light cream color, slightly dented; vines 2½ feet, bearing abundantly large, straight pods filled with peas of superior flavor. Pkt. 10 cts., qt. 20 cts., pk. \$1.25, bus. \$4.75.

Hampden Earliest. The standard, extra-early Pea for ordinary use. Early, productive, hardy, vigor-

ous; one of the reliable sorts. In its habit grows uniformly 2½ feet high; seed is round, light cream color; good cropper. Pkt. 10c., qt. 20c., pk. \$1.40, bus. \$5.25.

Alaska. This variety was put out by its originator several years ago as the "Quickest Pea on Earth." We honestly believe that it stands up to this record today. The dark green color of the pods makes it a desirable market sort and a good shipper. Its growth is uniform, entirely free from sports or runners; seed blue, round, slightly dented. Height 2½ feet. Pkt. 10 cts., qt. 20 cts., pk. \$1.50, bus. \$5.50.

Rural New-Yorker. Very early, of great vigor and an abundant yield; seed round, light cream color; vine 3 feet high. Pkt. 10c., qt. 20c., pk. \$1.25, bus. \$4.

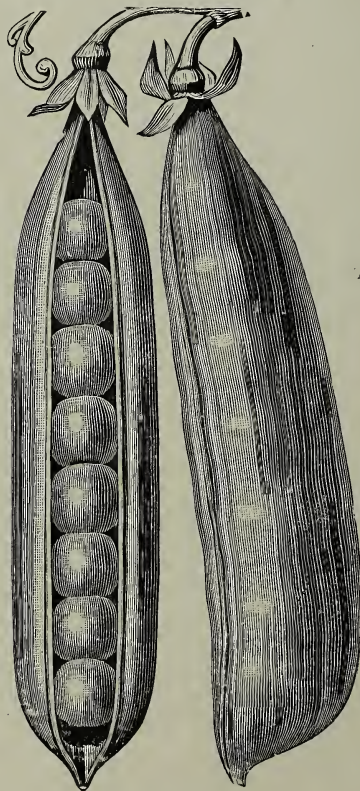
Extra-Early Wrinkled Varieties

Nott's Excelsior. The most popular Pea for extra-early planting known today. Seed green, wrinkled and square at the ends. Height 12 inches. In appearance it is midway between American Wonder and Premium Gem, but more uniform, productive and much earlier than either. The pods are larger and better filled with wrinkled peas of sweet, delicate flavor. A succession of three plantings, 10 days apart, assures you of three good crops of early Peas, providing your first planting is made as soon as the soil can be worked. Pkt. 10 cts., qt. 35 cts., pk. \$2, bus. \$7.50.

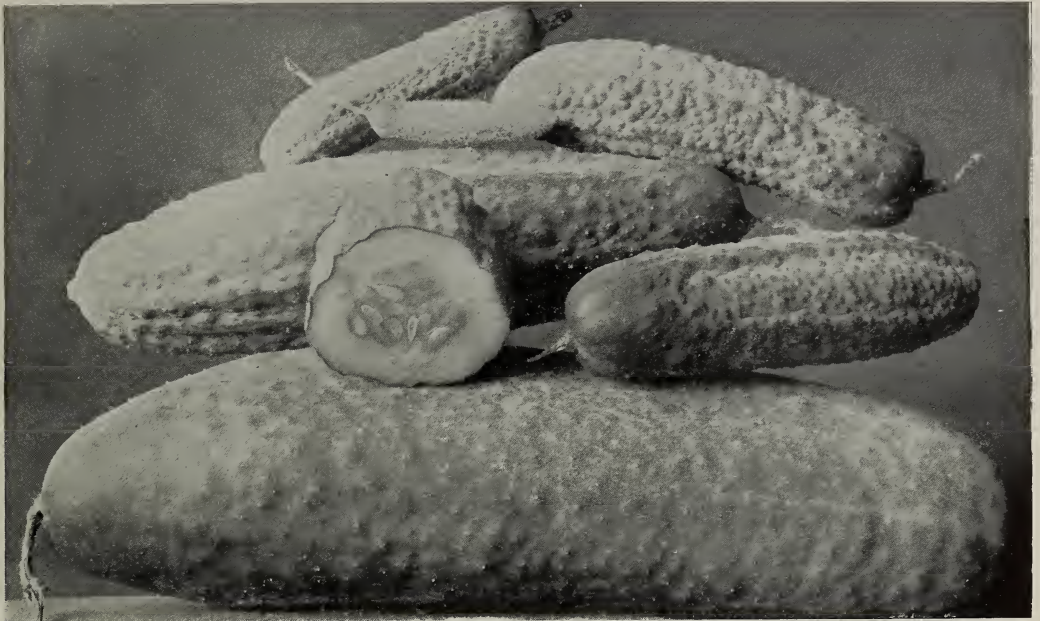
American Wonder. Vigorous, productive, with dark green foliage, responding generously to high culture. Seed green, wrinkled. Height 9 inches. Pkt. 10 cts., qt. 30 cts., pk. \$1.85, bus. \$7.

McLean's Little Gem. The vines more straggling in growth than the above. Wrinkled. Height 18 inches. Pkt. 10 cts., qt. 30 cts., pk. \$1.75, bus. \$6.75.

Carter's Premium Gem. Hardy, prolific, uniform in size, the pods borne beginning near the ground; peas of a fine flavor. Comes in a week later than the American Wonder. Seed green, wrinkled. Height 14 inches. Pkt. 10 cts., qt. 30 cts., pk. \$1.85, bus. \$7.



Alaska Pea.



The Cumberland Cucumber.

“The Cumberland” Cucumber **THE BEST PICKLE IN THE WORLD**

Vines vigorous, strong; fruits crisp, solid and straight; color rich pea-green. The cut is a perfect representation of this new Cucumber. 10 cts. per pkt., 30 cts. per oz., 80 cts. per ¼ lb., \$2.50 per lb.

Metropolitan **FIRST EARLY** **Sweet Corn**

Ripens large ears (averaging 9 inches long) low on the stalk, often three to the plant, within ten days of

Extra-Early Cory. Ten to twelve rows of deep kernels on each ear. **As sweet as any Corn that grows.** Ears from genuine stock seed, 10 cts. each, postpaid; 75 cts. per doz. Shelled corn, 20 cts. per pint, 35 cts. per quart; add 5 cts. per pint for postage.



Howard's New Star Petunia.

Howard's New Star
Petunia **THE FLORAL NOV-ELTY OF 1902**

The ground color is a dark crimson-maroon, with a rich velvety texture, justly pronounced equal to that of the pansy. Showing through the ground color are violet veinings. From the center starts the points of a five-rayed star, which broadens half way up, narrowing to a point at the margin of the flower. This star is a very light blush pink, some almost white, which deepens in color as it reaches the margin, and finally blends with the maroon ground color. Over 80 per cent of the plants from seed will produce the star markings. Others with veined and feathery markings on dark or light ground are not less surprisingly beautiful. The plants are free growers, branching freely and attaining an average height of 18 inches by 24 inches in diameter. They are remarkably prolific bloomers, single plants often having one hundred or more fully expanded flowers at a time. Full size packets, each containing not less than 150 seeds, 25 cts. per pkt., \$1 for 5 pkts., \$2 per doz.

NOTE.—We have personally inspected Mr. Howard's crop of this new and valuable addition, and find the plants and flowers in every way equal to description. Everyone should grow this beautiful flower this season.

GARDEN COLLECTIONS FOR 1902

Vine Seeds

ALL FOR 25c.

We will send, postpaid, to any address one packet each Early Cluster Cucumber, Sweet-heart Watermelon, Long Green Cucumber, Hungarian Honey Watermelon, Rocky Ford Muskmelon, Emerald Gem Muskmelon, Summer Crookneck Squash, Hubbard Squash.

Early Kitchen Garden

ALL FOR 25c.

We will send, postpaid, to any address one packet each Extra-Early Cabbage, Early Eclipse Beet, Forcing Lettuce, Scarlet Turnip White-Tip Radish, Atlantic Prize Tomato, Mixed Perfection Asters, Giant Mixed Pansies, Fine Mixed Sweet Peas.

Sweet Pea Collection

ALL FOR 25c.

See page 38.

Our Boys' Garden

ALL FOR 25c.

We will send, postpaid, to any address one packet each Nest-Egg Gourd, Mammoth Pumpkin, Black Mexican Sweet Corn, Giant Mangel Beet, Broad English Sage, Giant Pascal Celery, Rocky Mountain Blue Spruce, Snails.

Our Girls' Garden

ALL FOR 25c.

We will send, postpaid, to any address one packet each Shirley Poppies, Mchet Mignonette, Dwarf Nasturtiums, Tall Nasturtiums, Wild Cucumbers, Variegated Japanese Hop, Tall Mixed Cosmos, Japanese Morning-Glory and a splendid cook book.

Nursery Stock Collection

ALL FOR \$1

We will send, prepaid, to any address one each Concord Grape, Delaware Grape, *Clematis paniculata*, French Canna, Crimson Rambler Rose, Jacque Rose and *Hydrangea paniculata grandiflora*.



Blue Spruce.

Plant a Tree

Begin at the Bottom

We made such a success of our tree card last season that we are going to again offer, for the present season, a collection of evergreen seeds especially gathered for us in the Colorado mountains last fall. Any of these varieties will grow as easily from seed as almost any of the garden vegetables, and only ask to be transplanted into good garden soil, rather light and well drained. The first winter they need protection, or rather, shelter from strong winds and sleet storms, and may be lightly covered with a few hemlock or pine branches, which may be held in place by loose boards laid across them at intervals of 2 or 3 feet, care being taken not to smother the small plants. We offer the following varieties :

Engelmann's Spruce,
Douglas' Spruce,
Balsam Fir,

Silver Fir (concolor),
Dwarf Juniper,
Rocky Mt. Blue Spruce.

These varieties we have put up in packets of about 25 seeds each, and offer them at 10 cts. per packet, or the set of 6 for 50 cts., postpaid ; 5 sets for \$2, postpaid.



Arborvitæ.

Giant Redwoods of California

While our men were gathering the evergreen seed they secured a few ounces of seed of the wonderful **Sequoia, the Big Tree of California**, and while they last we offer packets of 20 seeds each at 25 cts., postpaid.

NOTE.—We have thoroughly tested the tree seed above mentioned and find it alive and ready to grow.

The American Arborvitæ (Tree of Life)

Plant a hedge 200 feet long at a total cost of \$2 or \$2.50. We will deliver (carriage paid) at any express office

200— 1 to 1½ feet, Arborvitæ trees (no culls), at \$2.50
200—¾ to 1 foot, Arborvitæ trees (no culls), at 2.00

No order accepted for less than 200 trees. Cultural directions sent with each order.

Grow Good Potatoes

BUG DEATH Insures Quantity and Quality
Practical Tests by Practical Men Solve the Problem

TEST NO. 1. W. T. FRENCH, HOULTON, MAINE

Entire field was planted and fertilized alike and received the same care during the season, except as noted :

Forty-nine rows, each 39 rods long (312 square rods). Insecticide used Paris Green and Bordeaux Mixture; sprayed five times during the season. Cost of material, \$7.05.

Result: 115 barrels marketable potatoes.
12 barrels seconds.
9 barrels to starch mill.

136 barrels total.

Forty-nine rows, each 39 rods long (312 square rods). Insecticide used Bug Death and Bordeaux Mixture; sprayed five times during the season. Cost of material, \$16.10.

Result: 194 barrels marketable potatoes.
8 barrels seconds.
10 barrels to starch mill.

212 barrels total.



Pat. March 16 and Nov. 9, 1897.
Pat. in Canada Nov. 2, 1897.
and Jan. 25, 1900.

INCREASE FOR BUG DEATH, 76 BARRELS. The vines where **BUG DEATH** was used remained green two weeks longer than where **PARIS GREEN** was applied.

Roses By Mail.

Strong, well-established plants from 2½-inch pots

NOTE THE PRICES:

Any one, your choice	\$0 15	Any five, your choice	\$0
Any two, your choice	25	Any twelve, your choice	1

Sent postpaid to any address on receipt of price.

HYBRID PERPETUAL ROSES

Roses of this class produce the largest and most beautiful flowers, and the varieties offered below are thoroughly hardy. Some sorts do not bloom until the second year, but when thoroughly established they bloom very freely at the usual season, June and July, and at intervals throughout the balance of the summer and fall. They should invariably be planted in the open ground, being adapted for outdoor cultivation rather than for house culture. They will stand a considerable amount of hardship and neglect, but will improve greatly with good cultivation and rich soil. The quantity and size of blooms will be greatly increased by severe pruning each spring. All rough and scraggly wood should be cut away entirely and the other shoots should be cut back enough so as to leave only two or three eyes to grow.

- | | | |
|----------------------|----------------------|----------------------|
| Anne de Diesbach, | General Washington, | Marshall P. Wilder, |
| Baron de Bonstettin, | John Hopper, | Mrs. John Laing, |
| Fisher Holmes, | Mad. Gabriel Luizet, | Paul Neyron, |
| General Jacqueminot, | Mad. Plantier, | Prince Cam. de Rohan |

EVERBLOOMING TEA ROSES

NOTE THE PRICES:

Any one, your choice	\$0 12	Any five, your choice	\$0 3
Any two, your choice	20	Any twelve, your choice	6

- | | | |
|-------------|---------------|------------------------|
| Bon Silene, | La France, | Perle des Jardins, |
| Bride, | Meteor, | Safrano, |
| Mermet, | Niphotos, | Souv. des Pres. Carnot |
| Hermosa, | Papa Gontier, | Sunset. |

The Universal Favorite Rose **CRIMSON RAMBLER**

Perfectly hardy in any locality, too well known to need description.

NOTE THE PRICES:


1 strong, healthy plant, postpaid	\$0 1
3 strong, healthy plants, postpaid	3
6 strong, healthy plants, postpaid	4

THE HARDY HYDRANGEA

(*Paniculata grandiflora*)

NOTE THE PRICES:

1 strong, healthy plant, postpaid	\$0 15
2 strong, healthy plants, postpaid	25
5 strong, healthy plants, postpaid	50



Crimson Rambler.

New White Blackberry, Iceberg

A Blackberry in growth and flower, and a good one, too; but the berries are white! A most interesting and valuable fruit.

NOTE THE PRICES:

1 strong, healthy plant, postpaid	\$0 15
2 strong, healthy plants, postpaid	25
5 strong, healthy plants, postpaid	50



Fifty-Sixth Season

READ ALL OF THIS—IT IS TO YOU



Offering you this Catalogue at the beginning of the twentieth century, we rely with confidence upon **over fifty years experience** in the Seed and Nursery business in the center of the Connecticut valley. Our present working force of seedsmen represents over twelve years continuous contact with mail and local customers in our own section, and we feel fully competent to advise you intelligently **when, how and what to plant.**

Now, a word regarding the **quality** of the seed we offer: Every package of seed which comes to our store is thoroughly tested before it is put into the bins or drawers intended to sell from. This proves only the germinating percentage of the seed under examination;

should this not prove satisfactory the entire lot is rejected and other stock secured.

Regarding the **grade** of our seed, we make every effort to secure **seed true to name.** In every instance we inspect, personally, the growing crop, and all stock showing rogues, or otherwise inferior to standard of excellence, is rejected at once. Owing to the many thousands of miles which separate seed farms, it would be impossible for us thus to inspect all of our growing seed; but we buy or contract with only those dealers and growers of acknowledged reputation who are perfectly sure of stock they handle. We buy only the very best seeds obtainable, from almost every quarter of the globe, wherever each particular variety is grown to perfection, and we do not hesitate to claim for our seeds the highest results possible.

In mailing you this List of Seeds our object is to place before you, in as concise form as possible, standard varieties of seeds—not untried novelties, but sorts that you know are good and that will give perfect results. Our stock has been selected with a special object in view: **To give you, the buyer, the best for your money's worth.**

The **seed stocks offered** are, in every way, as pure as can possibly be had, and no pains or expense have been spared to procure the best which the market affords, and, while it is impossible for any seedsmen to guarantee a crop from the seeds he sells, **we have faith in our stock;** we know it is the best obtainable. Climatic conditions we cannot foresee, nor can we insure against the many evils which surround the seed from its first germination. **We can and do furnish live seed,** thoroughly tested and carefully selected.

HOW TO ORDER—IMPORTANT.

Write your name and address **plainly,** and be sure to put on the **State, County and Town.** We receive, each year, many orders enclosing money but no name or perhaps no state. **To avoid error,** write your entire address at the top of your order, **first.**

POSTAGE AND EXPRESSAGE.

All orders at catalogue rates enclosing cash amounting to \$5 or over will be delivered free at any freight, express or post office in the states of Massachusetts, Connecticut, Vermont and New Hampshire, it being optional with us as to which means of carriage is best.

All orders from this catalogue of **packets and ounces of seed** will be mailed free to any address in the United States on receipt of price.

All orders for pints or quarts of Peas and Beans should be accompanied by postage of 16 cents per quart, unless the order amounts to \$5 or over. (See above.)

All orders for Sweet Corn, pints or quarts, should be accompanied by postage of 10 cents per quart, unless the order amounts to \$5 or over. (See above.)

All orders for Bulk Seeds by weight (except ounces) should be accompanied by postage of 8 cents per pound unless the order amounts to \$5 or over. (See above.)

Money may be sent by Post Office Order, Registered Letter or any express company at our risk; that is, we guarantee your order shipped to you if money is sent us in either of the above ways. When money is sent us an expense to the purchaser we will more than make good the extra cost by additional seeds above what the order calls for.

IMPORTANT—While we exercise great care to have all seeds pure, reliable and true to name, we do not give any warranty, express or implied. If the purchaser does not accept the seeds on these terms and conditions, they must be returned at once, and the money that has been paid for same will be refunded.

Extra Inducements to Order by Mail.

For \$1 you may select seeds in packets or ounces, to the value of	\$1 25.
For \$2 you may select seeds in packets or ounces, to the value of	\$2 50.
For \$3 you may select seeds in packets or ounces, to the value of	\$4 00.

Trusting to be favored with your valued orders, which we will give our best attention, we remain,
Faithfully yours,

THE B. L. BRAGG CO., Springfield, Mass.

A General List of Vegetable Seeds

Seeds of equal quality and purity cannot be bought anywhere else on earth for less money

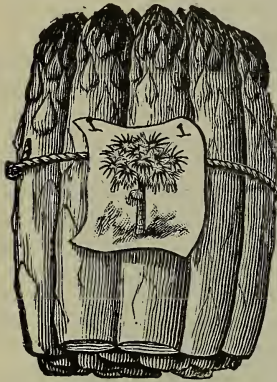
BETTER SEED THAN OURS CANNOT BE HAD ANYWHERE AT ANY PRICE

Asparagus

One ounce of seed to 60 feet of drill will produce 600 plants.

Sow seed very early, in rows 18 inches apart, 1½ inches deep. Thin to 12 inches between the plants.

When a year old transplant to permanent beds. Prepare trenches 3 feet apart, thoroughly well manured 2 feet deep. Set plants in these trenches 2 feet apart, carefully spreading the roots out from the crown, flat; cover from 6 to 8 inches. Top-dress in fall with a heavy coat of well-rotted manure, and fork in in the spring. After cutting season is over, dress with coarse salt, two pounds to the square yard. This will be found of great benefit.



Palmetto Asparagus.

oz. 10 cts., ¼ lb. 20 cts., lb. 50 cts.

Palmetto. New; very early; stalks thick and heavy. Pkt. 5 cts., oz. 10 cts., ¼ lb. 20 cts., lb. 60 cts.

ROOTS of either of above varieties, 2 years old, \$1 per 100, \$7.50 per 1,000.

If ordering roots sent by mail, add 50 cts. per 100 to pay postage

Beans, BUSH, or DWARF

One quart for 100 feet of drill.

Sow about May 1, in a warm, dry, light soil, 2 inches deep in drills 18 inches apart. Drop the beans 3 inches apart in the drill. Hoe well and constantly to keep down the weeds. Beans may be had fresh and young all summer long and till late in the fall by successive plantings, about two weeks apart, till August 15.

Wax Bush, Yellow-Podded Sorts

Challenge Black Wax. Early and very popular. The best first-early Wax grown. Pods round, crisp, small, but very delicate in flavor. Pkt. 10 cts., qt. 30 cts., pk. \$1.75, bus. \$6.

Golden-Eyed Wax. Rustproof, strong and vigorous; a great cropper and rapid grower. Pkt. 10 cts., qt. 30 cts., pk. \$1.75, bus. \$6.

New Kidney Wax. A fine table and snap Bean. Vines of medium size, erect, hardy and productive; pods long, broad. Pkt. 10 cts., qt. 30 cts., pk. \$1.75, bus. \$6.

Detroit Wax. One of the handsomest and hardiest of the Wax Beans. Wonderfully productive; leaves large, dark green, blossoms small, white; pods straight, flat, but thick to the edge, and considerably broader than the Golden Wax. They do not turn to a wax color so early, but when well grown and fit for use they are of a clear golden color and of the finest texture. Pkt. 10 cts., qt. 30 cts., pk. \$1.75, bus. \$6.

Keeney's Rustless Golden Wax. A strong-growing variety, throwing out tendrils or runners, setting the first pods early, near the base of the stalk, while pushing out buds at the top of the vine, thus producing great numbers of pods maturing in succession over a

long period. Almost entirely free from rust; pods flat, yellow, of good quality. Pkt. 10 cts., qt. 30 cts., pk. \$1.75, bus. \$6.

Yosemite Mammoth Wax. A splendid variety of recent introduction that is certainly a most valuable addition to the list of Wax Beans. The pods are of immense size. Pkt. 10 cts., qt. 40 cts., pk. \$2.50.

Green-Podded, Bush, Snap or String Beans

Improved Valentine. Hardy and vigorous, upright in growth, pods being held well up from the ground; early and remarkably uniform in ripening, making it very desirable for market-gardeners, as a large proportion of the pods can be secured at one gathering. Pods round, thick and solid, tender and of fine flavor. We find this to be the earliest of any strain we have ever tested, and more uniform in habit and ripening with almost entire absence of flat pods. Pkt. 10 cts., qt. 30 cts., pk. \$1.50, bus. \$5.50.

Burpee's Stringless Green Pod. We have in this variety a Bean that is early, bearing thick meaty straight green pods, crisp, tender and stringless. Sure to have large sale as soon as distributed. Pkt. 10 cts., qt. 30 cts., pk. \$1.50, bus. \$5.50.

Long Yellow Six Weeks. Early; upright in growth, having in profusion long, flat pods of fair quality if gathered when young. Pkt. 10 cts., qt. 30 cts., pk. \$1.50, bus. \$5.

Early China Red-Eye. A medium early, round-podded sort for use on very light land; crop matures evenly and all pods may be picked at one time, making a valuable market-garden Bean. Fairly good quality for general purposes. Pkt. 10 cts., qt. 30 cts., pk. \$1.50, bus. \$5.

Dwarf Horticultural, or Speckled Cranberry. Probably no Bean in the list is so well known or as popular. When young the pods may be used as a string bean and are plump and tender. Later it is used as a shell bean and is more popular than any other. Pkt. 10 cts., qt. 30 cts., pk. \$1.50, bus. \$5.

Goddard Horticultural, or Boston Favorite. Very similar to the previous variety, but the pods are larger and the beans longer. On good, strong, light soil the pods are much brighter colored, which makes it a valuable market variety. Pkt. 10 cts., qt. 30 cts., pk. \$1.50, bus. \$5.50.



Keeney's Rustless Golden Wax Bean.

Bush Lima Beans

One pint to 100 feet of drill.

Rows 18 inches apart. Culture same as for Bush Beans. Plant Limas eye downward.



Burpee's Bush Lima Bean.

Burpee's Bush Lima. A dwarf or bush form of the true large Lima, which is of great value. There is no reason now why we should not raise all the Lima Beans we require for our own use as well as for sale. They are of perfect bush form, growing 18 to 20 inches high, of stout and erect growth, yet branching and vigorous. An immense yielder, each bush bearing 10 to 200 handsome large pods, well filled with very large beans of luscious flavor. Does not always mature the dry shelled beans in this latitude, but you are sure of a good crop of green ones. Don't fail to try it. Pkt. 10 cts., qt. 30 cts., pk. \$2.

Henderson's Bush Lima. A smaller Bean, with much the same style of growth as the above. Very prolific, and for home use is unsurpassed in quality and delicate flavor. The pods are only about one-third the size of Burpee's Bush Lima, but they are borne in such profusion that they may be picked almost as quickly. It is a trifle earlier under the same conditions. Pkt. 10 cts., qt. 30 cts., pk. \$1.75.

POLE BEANS

Hampden Pole Horticultural. Positively the best Pole Shell Bean grown. Pods heavily splashed with bright carmine and filled full of large fat beans of fine flavor. Growth quick and strong; vigorous branching vine. Pkt. 10 cts., qt. 30 cts., pk. \$2, bus. \$7.

Pole Lima Beans

One quart will plant 100 hills.

Never plant Lima Beans till all danger from frost is past, usually about May 20 in our climate. Plant the beans, eye down, 2 inches deep, in well-manured hills, 6 to 8 beans in a hill, hills 4 feet apart each way. When plants begin to climb the poles, thin out to 4 plants to the hill. Be sure poles are set firmly in the ground, allowing 8 feet above ground. Following these notes carefully no trouble will be had in making Limas grow.

Extra-Early Lima. Maturing ten days to two weeks earlier than the ordinary Lima. In size, appearance and quality it is quite similar to the latter. Pkt. 10 cts., qt. 30 cts., pk. \$2.

Large White Lima. Our selected Large White Lima Beans. As it is so well known, it is unnecessary to give an extended description. Plant in warm, sandy soil. Height, 9 feet. Pkt. 10 cts., qt. 30 cts., pk. \$2.

King of the Garden Lima. Resembles the Large Lima, but has longer pods; when green are of unusual size; extremely productive. Pkt. 10 cts., qt. 30 cts., pk. \$2.

Various Other Pole Beans

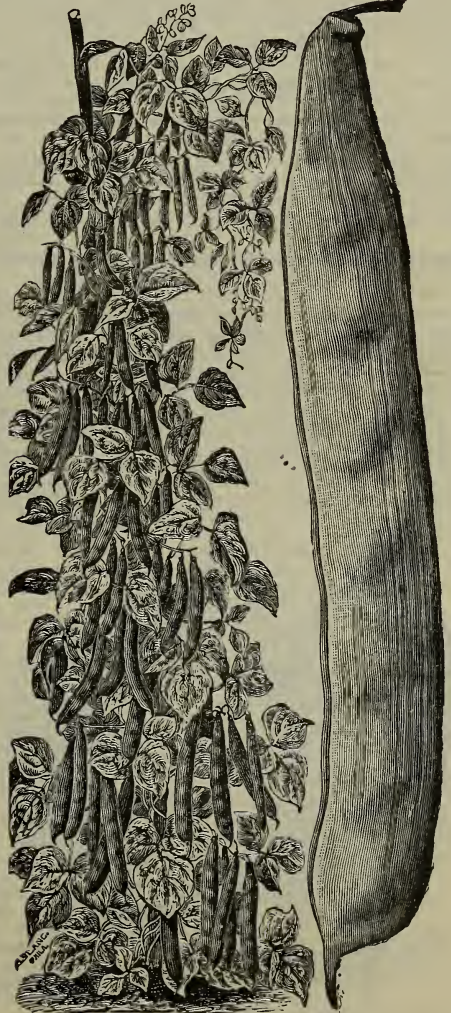
White Dutch Case-Knife. Similar to the Limas, but much earlier. Sometimes used, when young, as a snap Bean. Pkt. 10 cts., qt. 30 cts., pk. \$1.75.

Scarlet Runner. The old-fashioned veranda Bean. Used more for ornamental purposes than anything else. It is a very rapid grower, bearing brilliant scarlet blossoms well out from the foliage, and, if not allowed to go to seed, will continue in bloom all summer long. Pkt. 10 cts., qt. 40 cts., pk. \$2.

Kentucky Wonder, or Old Homestead. One of the earliest Pole Beans, bearing in clusters great quantities of light green pods, large, tender and of good flavor; seed medium size, light chocolate with darker eyes. Pkt. 10 cts., qt. 30 cts., pk. \$2.50.

Horticultural Lima. A cross between the two Beans bearing its name, combining in a degree the good points of each of its parents when cooked, and distancing all other Pole Beans in point of earliness, ripening with the dwarf varieties. Of unquestionable merit, and we do not hesitate to recommend it, as the beans, when cooked, are of such fine quality as to establish their reputation wherever introduced. Pkt. 10 cts., qt. 30 cts.

Early Golden Cluster Wax. It snaps easily, is stringless, cooks tender, and is of a delicate flavor. The pods are of a beautiful golden yellow, and are from 6 to 8 inches long, borne profusely in clusters of 4 to 6. Pkt. 10 cts., qt. 40 cts.



Hampden Pole Horticultural Bean.

Beets

Five to 6 lbs. to the acre; 1 oz. to 100 feet of drill.

Sow as early in the spring as ground can be worked, in drills 18 inches apart. When well leaved out, thin to 4 or 5 inches apart in the row. Cover the seed only about 1 inch deep.

Egyptian Turnip. One of the earliest Beets in cultivation and a leading market sort; color deep crimson. Of excellent quality. Pkt. 5c., oz. 10c., lb. 60c.

Dewing's Improved Blood Turnip. Fine turnip form, very symmetrical in shape and free from fibrous roots. Flesh deep blood-red. Excellent for table. Early. Pkt. 5 cts., oz. 10 cts., lb. 60 cts.

Early Blood Turnip. Good quality, blood-red, tender, and good for late keeping. Pkt. 5 cts., oz. 10 cts., lb. 60 cts.

Bastian's Blood Turnip. Next to the Egyptian in earliness. Of turnip shape; flesh white and rose, sugary. Pkt. 5 cts., oz. 10 cts., lb. 60 cts.

Improved Long Blood-Red. A good late variety for fall and winter use, sweet and tender; do not sow later than the middle of June. Pkt. 5 cts., oz. 10 cts., lb. 60 cts.

Edmand's Blood Turnip. It is one of the most thoroughly fixed and uniform in type of any turnip Beet. The flesh is deep blood-red in color and exceedingly sweet and tender in quality. It is round and smooth in shape and of good market size. Pkt. 5 cts., oz. 10 cts., lb. 60 cts.

The Lentz. It is fully as early as the Egyptian, but larger and of better quality, making a fine market crop in six to seven weeks from sowing; of fine turnip form with smooth roots, and dark blood-red flesh. Pkt. 5 cts., oz. 10 cts., lb. 60 cts.

Eclipse. Popular among the market-gardeners and farmers, owing to its many superior points of excellence. It is as early as the Egyptian. The color is dark carmine-red. Pkt. 5c., oz. 10c., lb. 60c.

Mangel-Wurzels and Sugar Beets

Five to 8 lbs. to the acre.

For best results the soil should be very strong, and deep plowing is absolutely necessary, say 18 to 20 inches. The secret of success with Mangels is to have the soil in thorough tilth and not sodden or damp. Of course, heavy crops may be taken from the soil one season, but the next year even field Beans would make a sorry yield on the same piece of ground. Use plenty of good manure for good returns. No crop grown in New England so impoverishes the soil as the Mangel—without a perfect chemical dressing to strengthen the soil. Never plant Mangels two years running on the same land.



Long Red Mangel-Wurzel 10 cts., lb. 35 cts.

Lane's Improved Sugar. An improved variety of Sugar Beet, hardy, white, very productive and sweet. It will yield as much as most Mangels, and contains 8 per cent of sugar. Has yielded 30 to 40 tons per acre. The large amount of healthy, nutritious food which it contains makes it of great value for cattle, sheep and swine. Pkt. 5 cts., ¼ lb. 10 cts., lb. 35 cts.

White Sugar. One of the best white Sugar Beets. A very heavy cropper. Pkt. 5c., ¼ lb. 10 cts., lb. 35 cts.

Golden Tankard Yellow-Fleshed Mangel. Rich, deep yellow color, differing in this respect from other Mangels, and far exceeding them in nutritious and milk-producing qualities. Pkt. 5 cts., ¼ lb.



Norbition Giant Long Red Mangel-Wurzel. This is the finest stock of Long Red Mangel in cultivation. Pkt. 5 cts., ¼ lb. 10 cts., lb. 35 cts.

Warden Prize Mangel-Wurzel. A most excellent yellow-fleshed globe variety. The tops are small, and the roots; although large, are of excellent quality. Average weight, 15 to 18 pounds. Pkt. 5 cts., ¼ lb. 10 cts., lb. 35 cts.

Mammoth Long Red Mangel-Wurzel. A particularly fine stock of Mangel. The roots attain an enormous size, smooth and regular in shape. Pkt. 5 cts., ¼ lb. 10 cts., lb. 35 cts.

Beet Greens, Swiss Chard

Sometimes called the Cut-and-Come-Again Spinach

One ounce to 50 feet of drill.

Culture same as garden beet. This very excellent acquisition comes to us from Switzerland, as its name implies, and is of great value for use as boiled greens all through the summer. The leaves are enormous (one leaf more than covering this page), and as tender as the earliest spinach grown. Its chief value is that the leaves may be broken again and again from the same crown and they keep growing. It is a fact that leaves cut in August and September are as crisp and tender as spring lettuce. Pkt. 5 cts., oz. 10 cts., lb. 60 cts.

Broccoli

Broccoli is a variety of cabbage nearly allied to Cauliflower. Sow thinly in seed-beds about the middle of spring; transplant and cultivate according to directions for winter cabbage.

Early White French. Pkt. 10 cts., oz. 50 cts.

Brussels Sprouts

One ounce to 2,500 plants.

The plant grows 2 to 3 feet high, and produces from the sides of the stalk numerous little sprouts, 1 to 2 inches in diameter, resembling cabbages. The leaves look like the Savoy, and should be broken down in the fall to give the little cabbages more room to grow. Sow in frame same as Cauliflower; about July 1 transplant into rows 1½ feet apart; set plants 1 foot apart in the rows.

Half-Dwarf. The best variety for general planting. Pkt. 10 cts., oz. 20 cts.

Chervil

Used like parsley for garnishing. Pkt. 5 cts., oz. 10 cts., lb. \$1.



Henderson's Early Summer Cabbage.

Cabbage

AMERICAN-GROWN SEED

One oz. for 3,000 plants; 18,000 plants to the acre.

Sow extra-early and medium varieties in hotbed in February, cover seed $\frac{1}{2}$ inch deep, and as the young plants develop, harden them well by raising the sash a little more each day till the latter part of April, when, if weather permits, sash may be left off altogether. As soon as the ground is ready, they should be transplanted to a thoroughly tilled field of rather heavy, not soggy, soil. Set 18 inches apart in rows 2 feet apart. Set plants well down into the soil and firm around well. Cultivate as often as possible and treat for cabbage worms with slug shot or bug death. After heading, if not convenient to gather immediately, the plants may be "upset" or tipped, which checks their growth. This is done by running a spading fork down beside each plant about 3 inches away from the stalk, then tip the fork backwards, thus partly forcing the root from the ground. Tipover till the side leaves just touch the ground. This prevents the head from bursting or splitting, and Cabbages may remain so "upset" till ready to gather.

First-Early Varieties

Extra-Early Express. Earliest Cabbage in the world. While not as large as Jersey Wakefield, it is several days earlier, and for a first-early variety cannot be excelled. Resembles the Etampes in character and appearance, having solid, compact heads of conical form, of yellowish green color; very dwarf and uniform; desirable as a quick forcing sort. Pkt. 5 cts., $\frac{1}{2}$ oz. 10 cts., oz. 20 cts., $\frac{1}{4}$ lb. 60 cts., lb. \$2.

Henderson's Early Summer. Selected Stock. About 10 days later than the Wakefield, but being fully double the size it may be classed as decidedly the best large early Cabbage, and is deservedly popular with market-gardeners. In weight it is equal to most of the late varieties, and its short outer leaves allow it to be planted nearly as close as the Wakefield. It keeps longer without bursting open than any variety we know of. Pkt. 5 cts., oz. 20 cts., $\frac{1}{4}$ lb. 75 cts.

Early Winnigstadt. Well-known and very popular everywhere; in season very close to the Wakefield. Heads large, decidedly conical; leaves bright, glossy green, solid and hard, even in summer. A very sure heading variety, valuable not only for early use, but also for winter Cabbage. Pkt. 5 cts., oz. 20 cts., $\frac{1}{4}$ lb. 60 cts.

Early Jersey Wakefield. Selected Stock. The very best early Cabbage in cultivation. It is certainly deserving of its great popularity, and is grown extensively for market and shipping. Its merits are many, among which may be mentioned its large-sized head for an early sort, small outside foliage, and uniformity in producing a crop. Heads pyramidal in shape, having a blunted or rounded peak. The seed we offer is sure to give satisfaction. Pkt. 5 cts., oz. 30 cts., $\frac{1}{4}$ lb. \$1.

Medium Varieties

All Seasons. This variety, as its name indicates, can be planted at all seasons, and makes both a splendid early and late variety. It forms a fine, large, hard head of superior quality, not bursting after heading; the heads are of great thickness, which makes it a capital sort to keep through the winter. It is a valuable and needed acquisition. Pkt. 5 cts., oz. 30 cts., lb. \$2.50.

Succession. It is claimed to be as early as the Early Summer and twice the size. This variety will be largely grown to come in for midsummer use. It will also be most valuable as a fall or winter variety. Solid heads make it an excellent keeper. Pkt. 5 cts., oz. 30 cts., lb. \$2.50.

Vandergaw. This Cabbage, for a midsummer variety, stands at the head of the list. Was introduced by Mr. Vandergaw, a famous Long Island market-gardener. It is as sure to head as the Succession, and comes in about a week after the Early Summer. Pkt. 5 cts., oz. 25 cts., lb. \$2.50.

Fottler's Brunswick. Matures about ten days later than Early Summer; heads round, flat and solid; stems short; the earliest large Drumhead in cultivation; grown extensively for both summer and winter use. Pkt. 5 cts., oz. 25 cts., lb. \$2.50.

Warren's Stone Mason. This variety is an improved strain of Stone Mason, having been trained by the well-known market-gardener, David Warren, of Marblehead. It is very nearly as early as Fottler's Brunswick, much rounder in shape and extremely solid. Pkt. 5 cts., oz. 40 cts., lb. \$3.

Late Varieties

Premium Flat Dutch. A well-known late variety, grown to a greater extent than any other. Our stock is of a superior strain. Pkt. 5 cts., oz. 20 cts., lb. \$1.50.

Surehead. Of the Flat Dutch type; heads uniform, very hard and fine in texture; sweet flavored, and keeps well; has few loose leaves; an excellent shipper. Pkt. 5 cts., oz. 20 cts., lb. \$2.50.

Danish Ball-Head. The hardest headed late Cabbage we have. A comparatively new sort of great value. It having practically no loose leaves, is an excellent keeper and solid as a rock. Market-gardeners are planting at least 75 per cent of their late Cabbage of this variety. Pkt. 5 cts., oz. 20 cts., lb. \$2.50.

Various Cabbages

Savoy, or Curly Leaf Cabbage. American Improved Savoy. A very fair header. Nearly all the curled Cabbage used in this market is this variety. Pkt. 5 cts., oz. 20 cts., lb. \$2.50.

Mammoth Red Rock. The best red pickling variety. Matures with Succession and All Seasons. Heads solid deep red. Pkt. 5 cts., oz. 20 cts., lb. \$2.50.



Early Jersey Wakefield Cabbage.

Carrots

One oz. to 150 feet of drill; 3 lbs. to acre.

Sow as early as ground can be worked in a light, warm soil for early crop, in drills 10 inches apart, thinning plants to 4 to 5 inches in the drill. For main or late crop sow from May 15 to June 20 in drills 15 inches apart, thinning to 7 inches in the rows. Keep hoed thoroughly at all times.

Early French Forcing. The best first-early. The roots are small but tender and of fine grain. Pkt. 5 cts., oz. 10 cts., lb. 75 cts.

Early Scarlet Horn. Roots nearly round and very thick through, of much deeper color than the preceding, but not so early within 10 days. Pkt. 5 cts., oz. 10 cts., lb. 75 cts.

Scarlet Intermediate. Color bright scarlet, of good size; excellent quality. Pkt. 5c., oz. 10c., lb. 75c.

Danvers Half Long Stump-Rooted. The heaviest cropper of any Carrot grown. Bright orange color, with a heavy shoulder at top of the root tapering to an abrupt point. Pkt. 5 cts., oz. 10 cts., lb. 75 cts.

Long Orange Improved. The standard variety for stock-feed. A great keeper and good yielder. Roots average about 10 inches long. Flesh somewhat coarse. Pkt. 5 cts., oz. 10 cts., lb. 60 cts.




Danvers Half-Long Carrot.

Celery

One oz. for 10,000 plants; 4 ozs. to the acre.

Sow the seed in a light, dry bed made rich with well-rotted manure, as early as ground can be worked. Cover only $\frac{1}{4}$ inch deep and tread or pound the bed thoroughly. The secret of starting Celery seed early is to have the soil in contact with the seed. After plants are large enough to handle transplant into convenient beds, setting 4 to 6 inches apart and the rows 1 foot apart. When weather is at all dry, these beds should be thoroughly watered at least twice a week. About July 10 in this locality the plants are set out where they stay till frost. Trench the beds 2 feet deep and fill 18 inches with a rich compost of good loam and well rotted manure. This should be well firmed in the trenches. Cover with 2 inches of good soil and set plants 15 inches apart in the trench. Note this—the earth must be firmly pressed about the roots of each plant, or it will fail. With

occasional thorough watering in dry weather, the plants should be in good condition for blanching in the trenches by September. This is best done by gradually drawing in the soil from each side of the trench, a little at a time, till late in the fall, say October 15. By this time the earth should be piled about the plants, leaving only a tuft of leaves showing along the ridges. On frosty nights these may be covered



Early Snowball Cauliflower.

Cauliflower

One oz. for 3,000 plants; set 15,000 plants to an acre.

Sow the seed very early in the hotbed and harden (by raising sash) as soon as possible so that plants may be ready to set as early as danger of frost is past. Set plants 15 inches apart in rows 2 feet apart in strong, well-manured soil, which must be in perfect condition, i. e., thoroughly pulverized. The ground should be stirred continually for good results. Heads should be picked as soon as perfect, as if allowed to grow they will branch and lose their value.

Early Erfurt. Large. Carries fine, large heads, but they do not all mature at once, thus giving a succession crop lasting often from 3 to 5 weeks. Pkt. 10 cts., oz. \$2.

Early Snowball. The best variety for forcing under glass or for open ground. A sure header and crop matures together. Heads not enormous but solid and pure white. Best market sort. Pkt. 10c., oz., \$2.25.

Cress, or Peppergrass

Fine Curled, or Upland Cress. A mild, pungent addition to lettuce salads. A small pinch of seed will supply a family garden all summer. Sow in drills, about one-half ounce to 100 feet of row. Thin to 3 inches apart in the row. The stalks and leaves are used. Pkt. 5 cts., oz. 10 cts.

Water Cress. A wild native of our small streams, growing along the banks in thick matted masses. Too well known to need description. As a garnish for meats in hotels and restaurants it is invaluable. Sow the seed on wet moss or mud in shallow pans and transplant to the edges of running streams. Pkt. 10 cts., oz. 30 cts.



Golden Self-Blanching Celery.



Giant Pascal Celery.

with boards, and before heavy freezing occurs, the plants should be put away in the cellar, which must be kept as cold as possible without freezing. In packing away in the cellar, set plants on their roots as close as possible without touching and pack clean sand in between each plant. Cover with clean sand as nearly as possible as the plants were out of doors. This method, for home-storing, we have found practicable in our section, though the market-gardener usually "pits" his plants outside.

— **White Plume.** A valuable first-early variety for home or market use. The stalks and inner leaves blanch very easily. Pkt. 5 cts., oz. 25 cts., lb. \$2.25.

✓ **Golden Self-Blanching.** The best early grown. Of very compact habit, medium size and a quick grower. Stalks are solid, crisp and of good flavor, blanch naturally and keep very well. Pkt. 5 cts., oz. 25 cts., lb. \$3.

✓ **Boston Market.** The standard late variety. Our strain of this Celery is about half dwarf, very solid crisp stalks and the best keeper there is. Pkt. 5 cts., oz. 25 cts., lb. \$2.

✓ **Giant Pascal.** A late variety of recent introduction, but it has jumped into popular favor at once and great quantities are sold of this particular sort. While the stalks are very large, they are solid and brittle and show "pithy" stems less than any other variety we know of. It branches very easily and is a good keeper. Hotel stewards say that a dozen bunches go further than two dozen of any other sort on the table, because every stem counts. Our strain of this sort is very fine. We should be pleased to send you a sample packet, on request, free, with your order for other seeds. Pkt. 5 cts., oz. 25 cts., lb. \$2.

— **Crawford's Half Dwarf.** A variety of well-established merit, with that rich nutty flavor so much sought for in Celery. Pkt. 5 cts., oz. 25 cts., lb. \$2.25.

Corn Salad, or Feticus

This seed should be sown in early fall, August or September, in drills 6 inches apart; cover the seed one-quarter inch deep and firm the earth well in order to start it.

— **Lettuce Leaf.** The variety much sought by German gardeners. Pkt. 5 cts., oz. 10 cts., lb. \$1.

Corn, SWEET, or SUGAR

One qt. to 500 hills; 8 qts. to the acre.

Plant about 6 kernels in a hill, hills about 3 feet apart each way, hoe often and hill up as the Corn grows. The first hoeing, thin to 4 stalks each hill, breaking off all suckers as they appear. By planting in succession every two weeks till July 10 in our locality, you may have Sweet Corn till frost. Ground should be well manured or we can furnish a special Corn fertilizer for this purpose. Prices on application.

Extra-Early Varieties

✓ **Burpee's First of All.** A fair-sized ear of good quality, for earliest market Corn. If you plant First of All Corn you will lead the market. There is no earlier variety grows. Pkt. 10 cts., qt. 20 cts., bus. \$2.50.

✓ **Early Cory.** Until the preceding was introduced this was the earliest. It is popular with market men especially because it may be planted a foot closer than other varieties, the stalks rarely growing over 4½ feet high. The ears are small, often 2 on a stalk and of medium quality. Pkt. 10 cts., qt. 20 cts., bus. \$2.50.

✓ **Early White Cory, Mammoth.** A white variety bearing large ears; matures about 7 days later than the regular Cory and of decidedly better flavor. Pkt. 10 cts., qt. 20 cts., bus. \$3.

✓ **Early Champion.** Of recent introduction but a good one. Matures with White Cory; large, fair ears of good quality; ears white; kernels regular on the cob, and a good early market sort. Pkt. 10c., qt. 20c., bus. \$3.

Second-Early Varieties

✓ **Early Crosby.** Medium-sized white ears, kernels very small but sweet. This variety often bears two ears on a stalk, rarely grows taller than 5 feet, and ranks with the best. Pkt. 10 cts., qt. 20 cts., bus. \$2.50.

✓ **Minnesota Early.** Very similar to Crosby in habit, but the kernels are larger and deeper. An old standard variety of merit. Pkt. 10 cts., qt. 20 cts., bus. \$2.50.

✓ **Black Mexican.** If one can overcome the objection of color (the kernels are mixed white and blue-black on the cob) and plants liberally of this variety, it will be found very satisfactory. A delicious Sweet Corn, and one of the longest in season. We should be pleased to send you a trial sample free, if requested, with your general seed order. Pkt. 10 cts., qt. 20 cts., bus. \$2.50.

✓ **Early Shaker.** The standard medium early sort for this location. Ears full-sized, kernels white and deep. Flavor is sweet and melting. One of the best. Pkt. 10 cts., qt. 20 cts., bus. \$2.50.



Squantum. Country Gentleman. Evergreen.



Medium and Late Corn

Squantum, or Potter's Excelsior. The genuine Rhode Island Clam-Bake Corn. Our stock is grown for us every year on the old original Potter homestead, and is as pure a strain as can be produced. The medium-sized ears are all uniform and there are no sports. The most delicious of any Corn grown. Our farmers here all say, "If you only plant one kind of Corn, let that be Squantum." Our garden trade demands this sort, and we retail as much of this variety as all others together. Stock limited. Pkt. 10 cts., qt. 20 cts., bus. \$3.

Stowell's Evergreen. Too well known to need description here. Our strain is excellent. Pkt. 10 cts., qt. 20 cts., bus. \$2.

Evergreen Fodder. For cutting and feeding green. Prices on application.

Country Gentleman. A new variety, but one that has no superior. After the style of the old "Shoe Peg," but ears are large as Evergreen and kernels are set irregularly on the cob. Kernels very deep and very sweet. A great yielder. Pkt. 10 cts., qt. 20 cts., bus. \$3.

FIELD CORN.

Crane's Prolific Corn

20 Tons Green Ensilage per Acre. 180 Bushels of Ears per Acre.

This is the ideal Corn for the silo. Mr. Crane has raised this variety for years and has distributed it among the best dairy farmers in the state of Connecticut. This Corn is grown almost exclusively in Tolland county, Conn., and is the standard variety both for feeding and ensilage purposes. It is an 8 row Yellow Flint Corn, with short, perfectly filled out ears, and a remarkably small cob. It is the most prolific Corn we have ever grown; it is not unusual to find five perfect ears on one stalk and we very frequently find seven; the average is three perfect ears. That means a lot of grain in your ensilage. Now it is not the number of tons in your silo that you must consider, but the feeding value. Silage from this Corn will weigh 44 pounds to the cubic foot, while 40 pounds is the standard weight of regular varieties. The stalk is small but remarkably leafy and branching in habit and cures down nicely, making a very fine fodder to feed dry. This Corn is very early, not requiring more than 90 days to mature the crop.

We sell this Corn on the ear only, and we have the handsomest crop we ever harvested. We shall not have

enough of this Corn to supply our customers, so send us an order early; if you don't like the looks of it send it back to us. Many farmers have had no success with feeding ensilage simply because they raise the mammoth western varieties. They grow an immense tonnage of hard, indigestible fiber and water; this mass ferments and makes a sour unbalanced ration which must have a lot of good grain fed with it to produce milk. We wish we could induce every ensilage farmer to raise this Corn. The percentage of grain makes your ensilage valuable and the production of ears will certainly surprise you. We had one farmer who had such an immense crop of ears that he would not put the Corn in his silo, but

husked it and fed the fodder dry.

It is not a question of how much ensilage you can grow, but how good. We sell this Corn for \$1 per bushel of ears by weight, 35 pounds; this will shell out a big half bushel of grain.

What We Say About It.

SOUTHINGTON, CONN., Sept. 21, 1900.

THE B. L. BRAGG CO., Springfield, Mass.

Gentlemen:—I take pleasure in stating that I planted four acres with Crane's Prolific Corn this year and it has proved so much more satisfactory than I expected that I very much regret now that I did not plant the whole sixteen acres to Crane's Corn. It is certainly very prolific, as its name implies, and I can cheerfully recommend it to all farmers.

THOMAS HOLT.

THE B. L. BRAGG CO.

NORWICH, CONN.

Gentlemen:—Replying to yours of Oct. 1st, we say that the Crane's Corn made a satisfactory growth where conditions favored. It was a severe season for Corn. In some portions of our several acres of the Crane Corn the grain content was very heavy and came down into the silo like a shower of gold. We have no seed to sell; we cut every vestige of ours into the silo.

Yours truly,

Mrs. H. F. DAVIS.

THE B. L. BRAGG CO.

COVENTRY, CONN., Oct. 8, 1900.

Gentlemen:—I have not yet husked my Crane's Corn, but feel safe to say that it is the best piece of Corn I ever raised, a great many stalks having five perfect ears on. I sold to my neighbors some of the seed I had from you, and it will be used extensively in this section the coming season.

Yours very truly,

GEORGE A. HUGHES, Agt.

THE B. L. BRAGG CO.

WETHERSFIELD, CONN., Oct. 5, 1900.

Gentlemen: We like Crane's Prolific Corn very much, especially for silage, it being a very vigorous grower, most every stalk having two ears, making a rich feed. We shall have from 200 to 300 bushel of ears of Crane's Corn.

Yours truly,

CHARLES WOLCOTT & SON.

THE B. L. BRAGG CO.

EAST GRANBY, CONN., Oct. 5, 1900.

Gentlemen:—In regard to the Crane's Prolific Corn I did not give it a fair trial, but for all that it beats any Corn that I ever saw for the silo or any other purpose. I have none to sell.

Yours truly,

L. R. LOBBELL.

SOUTH ASHFIELD, MASS., Oct. 9, 1900.

THE B. L. BRAGG CO.

Gentlemen:—Have planted almost every kind of Corn adapted to this climate and consider that Crane's Early Corn cannot be surpassed for the number of bushels per acre, or for fodder for silo. So much surprised at its results that I shall increase my acreage to 20 more.

W. W. WHITNEY.


THE B. L. BRAGG CO.

BROOKLYN, CONN., Oct. 2, 1900.

Gentlemen:—The Corn we bought of you, Crane's Prolific, proved very satisfactory. Many of the stalks had two ears and the amount of fodder to the acre was large. We used it all for filling our silo so we have no seed to sell.

Yours respectfully,

F. C. LEAVENS.



Nichol's Medium Green Cucumber.

Field Corn, continued

✓ **Early 8-Row Canada.** A well-established variety in the Connecticut valley, too familiar to all farmers to be described further. Price per bushel of shelled corn, 56 lbs., \$2.

Other Ensilage Corn

Leaming.

Red-Cob Ensilage.

Sanford's White Flint.

As the prices of these varies, we are unable to make satisfactory prices as our Catalogue goes to print. We should be pleased to quote prices by mail on request.

Cucumbers

One oz. for 80 hills; 2 lbs. to the acre.

Sow a dozen seeds in the hill, in a warm sandy soil which has been enriched with heavy, well-rotted barn-yard manure. Hills should be 4 feet apart each way. We find in our locality Cucumbers may be sown about the 10th of May in the open ground. Cover the seed lightly, not over one-half inch, and as the young plants appear dust thoroughly every day or two with bug-death, slug-shot, or some other insecticide. After the striped beetle has passed, thin the plants to the three strongest in the hill. For pickles, sow from June 15 to July 10.

✓ **Early Russian.** The earliest variety; fruit usually borne in pairs; average length not over 3 inches. Pkt. 5 cts., oz. 10 cts., lb. 60 cts.

✓ **Early Green Cluster.** A very early variety, bearing fruit in clusters near the root. This sort may be

planted much closer than others, because it does not run but about one-half the length of the other varieties. It is sown early for early slicing, and is planted again in June or July for pickling. This variety is not valuable for a continuous yield. The entire crop may be picked at one time. Pkt. 5 cts., oz. 10 cts., lb. 60 cts.

✓ **White Pearl.** An early variety bearing fruit from 3 to 7 inches long, spineless, with very pale green rind. For home gardens we recommend this as being very valuable, as its season of bearing is quite extended. Pkt. 5 cts., oz. 10 cts., lb. 60 cts.

✓ **White Spine Improved.** This is the standard variety in our section. It is medium early and very quickly grown, has a thin rind and small seeds. The fruit is large, smooth, crisp and of excellent flavor. Pkt. 5 cts., oz. 10 cts., lb. 60 cts.

✓ **White Spine Arlington.** Running somewhat more slim than the White Spine Improved. The color, especially in the young fruit, is a deeper green. Pkt. 5 cts., oz. 10 cts., lb. 60 cts.

✓ **White Wonder.** A new variety with about the same growth and habit as White Spine, but the fruit is almost a perfect ivory white in color. Pkt. 5 cts., oz. 10 cts., lb. \$1.

✓ **Nichol's Medium Green.** A standard variety of medium size, always straight, smooth and uniform. Valuable in our locality for pickling, especially as it is a great cropper. Pkt. 5 cts., oz. 10 cts., lb. 60 cts.

✓ **Chicago Pickling.** The standard variety for large pickles. Pkt. 5 cts., oz. 10 cts., lb. 60 cts.

✓ **Boston Pickling.** The variety planted mostly hereabouts for very small pickles. Seeds may be sown as late as July 20 and still give a good yield. Pkt. 5 cts., oz. 10 cts., lb. 60 cts.



White Spine Arlington Cucumber.



Dandelion.

Dandelion

One ounce for 200 feet of drill.

Sow early in the spring as soon as the ground can be worked, one-half inch deep in drills 18 inches apart. After the plants make the first showing, thin to 12 inches apart. The same crowns may be cut again and again if care is taken not to disturb the actual root, by lifting the leaves and cutting above the crown. It has a hardy perennial root and the same plant will last for years in a home garden.

✓ **Improved Thick Leaf.** Pkt. 5c., oz. 40c., lb. \$4.



New York Improved Egg-Plant.

Egg-Plant

One oz. to 2,000 plants; ½ lb. to the acre.

Sow very early in the spring in the hotbed, and when the plants are 3 inches high, transplant into small pots or flats, still using the frames for protection. After all danger of frost or extreme cold is past, the small plants may be set out where they are to bear, in rows 3 feet apart, 2 feet between each plant.

New York Improved. The standard variety; fruit large, often weighing 6 or 7 pounds, oval in shape, deep purple, as early as any and very productive. Pkt. 5 cts., oz. 40 cts., lb. \$4.

Endive

One oz. to 300 feet of drill.

Sow in succession the same as lettuce during June, July and August. Thin the plants to 8 inches apart, and when the leaves are 6 inches long gather them together and tie near the top with soft twine or raffia.

Caution.—This blanching operation should be done on a very dry day, so that no moisture should be left in the crown of the plant, which, of course, would rot it. The earth may be drawn up around each plant after the blanching process.

Green Curled. The regular sort for fall and winter crop. Pkt. 5 cts., oz. 20 cts., lb. \$2.

Broad Leaf. A heavier variety than the foregoing. Does not blanch so well. Pkt. 5 cts., oz. 20 cts. lb., \$2.



Curled Scotch Dwarf Kale.

Kale

One oz. for 3,000 plants; ¼ lb. to the acre.

Sow and treat all through the early stages the same as cabbage. In setting out finally, the plants should stand 2 feet apart in rows 3 feet apart. This vegetable is used mostly by our foreign population for greens and is very much in favor with the Long Island and Jersey poultry raisers, as it furnishes green "picking" all summer long and until frozen solid in the winter. Of great value as a green feed.

Curled Scotch Dwarf. The best strain. Pkt. 5 cts., oz. 10 cts., lb. 60 cts.

Kohl-Rabi

One oz. to 300 feet of drill.

If this vegetable were better known, it would be used in every garden. It is like the turnip, but the flavor is entirely distinct. The enlarged stalk of the plant, which swells to 4 or 5 inches in diameter, is the part used. Sow in the early spring in any good garden soil in rows 18 inches apart. When the plants have become established, thin to 10 inches in the row. The plant should be used immediately when the thickened stem reaches 2½ to 3 inches in diameter. If allowed to grow longer, it becomes tough and woody and loses its flavor.

Early White Vienna. Very delicate flavor, white ball. Pkt. 5 cts., oz. 25 cts.

Early Purple Vienna. Good standard sort, purple ball. Pkt. 5 cts., oz. 25 cts.



Broad Flag Leek.

Leek

One ounce to 200 feet of drill.

Sow as early in the spring as the ground can be worked, in drills 6 inches apart. Thin out to 1 inch. Cover three-fourths of an inch. When the plants are 6 inches high they should be transplanted in rows 15 inches apart and 6 inches apart in the row. When setting them for the last planting, set as deep as possible, using care not to cover the center leaves. As the plants grow, hill up about them, after the manner of celery. They may be stored in the cellar for the winter, if so desired, by packing in ordinary soil.

Broad Flag. The heavy sort, of very good quality. Pkt. 5 cts., oz. 20 cts., lb. \$2.

Lettuce

One oz. to 250 feet of drill; 3 lbs. to the acre.

For extra-early sorts sow in hotbed in March and thin to 6 inches apart in rows 8 inches apart. For medium early, sow in the open ground as soon as the garden can be worked. Transplant from seed-bed into rows as above. Continuous succession may be enjoyed from early spring until hard frost by sowing a pinch of seed every 10 days or 2 weeks through the season, and transplanting a few plants each day.

NEW WONDERFUL LETTUCE. The largest Cabbage Lettuce grown. Heads have been raised the past season weighing 6 to 7 pounds each. It is solid as a cabbage and crisp and tender to the outer leaves. Stands heat and drought wonderfully well and keeps in perfection in the bed longer than any Lettuce known. In an ordinary season the same bed has yielded heads of perfect development for thirty days. The heart is hard and of a pale green color, very delicate and brittle, without the slightest trace of a bitter taste. One trial will convince all of the superiority of this Lettuce over all other varieties grown. Our seed is direct from the originator and strictly fresh. Pkt. 5c., oz. 25 cts., $\frac{1}{4}$ lb. 75 cts.

MARKET GARDEN LETTUCE. PRIVATE STOCK. The best Lettuce for early frame work, giving quick results and large yield. The heads run very uniform in size and shape, making a very neat appearance when packed for market. Solid, crisp and tender heads, well imbricated and blanching naturally to pale yellow, entirely free from bitterness and a splendid keeper in the bed. For private gardens a bed 10 feet by 2 will supply an ordinary family with Lettuce every day from June 1 to frost with a little care. Make a small sowing (not over fifty seeds) every ten days and transplant the small plants 9 inches apart, a few every week. By following this method, fresh Lettuce may be had all summer till late in the fall. Pkt. 5 cts., oz. 25 cts., $\frac{1}{4}$ lb. 75 cts.



Market Garden Lettuce.

Buttercup. Very small, solid, yellow head. Does best in the open ground. Pkt. 5 cts., oz. 20 cts., lb. \$1.25.

Early Curled Silesia. For either hotbed or open grounds. Leaves are finely curled in loose head. An old sort, but as good as the recent introductions. Pkt. 5 cts., oz. 20 cts., lb. \$1.25.

White Seed Tennisball. The most popular variety among Boston market-men, there growing to perfection in February and March. Heads are small and quite hardy. Pkt. 5 cts., oz. 20 cts., lb. \$1.25.

Black Seed Tennisball. A very similar variety to the above but hardier and does well in open garden. Pkt. 5 cts., oz. 10 cts., lb. \$1.25.

Salamander. Best variety for summer use, making good-sized, compact heads, pale green outside with white center. This variety does better than any other during the hot summer months of July and August. Pkt. 5 cts., oz. 20 cts., lb. \$1.25.



New Wonderful Lettuce.

Hanson. Very similar to the loosely grown cabbage head. Heads are large and uniform in size and blanch very easily. Pkt. 5 cts., oz. 20 cts., lb. \$1.25.

Big Boston. A mammoth Lettuce, which is excellent for early or late use. It is unsatisfactory in very warm weather, running to seed too quickly to make it of any value. We grew specimens on our trial grounds the past season of this variety, the heads of which would about fill an ordinary waterpail. It is excellent Lettuce for spring and fall. Pkt. 5 cts., oz. 20 cts., lb. \$1.25.

Boston Market. An old variety too well known to need any description. Pkt. 5 cts., oz. 20 cts., lb. \$1.25.

Grand Rapids. A very fine forcing variety; heads are crisp and tender. Succeeds best in frames. Pkt. 5 cts., oz. 20 cts., lb. \$1.25.

The Deacon. Heads large and very solid, medium early. Pkt. 5 cts., oz. 20 cts., lb. \$1.25.

Tomhannock. A splendid upright variety. The nearest approach to Cos Lettuce of any of these sorts. Pkt. 5 cts., oz. 20 cts., lb. \$1.25.

Prizehead. One of the big fellows. All the leaves are crisp and tender. It is slow to run to seed, good flavor and quite hardy. The edges of the leaves are tipped with reddish brown, making a very pleasing appearance. Pkt. 5 cts., oz. 20 cts., lb. \$1.25.

Brown Dutch. We have secured an extra strain of this variety, samples of which were thoroughly tested last year for quality in our trial grounds. It is very hardy, slow to break, crisp and tender for salad, also a good shipper and keeper. If it were better known the sales would be larger on this variety. Pkt. 5 cts., oz. 20 cts., lb. \$1.25.



One packet each of Market Garden, Buttercup and Brown Dutch mailed to any address for 10 cts.

Martynia

One oz. to 50 feet of drill.

A strong-growing annual plant bearing curious shaped seed-pods, which, when young and tender, make excellent pickles.

Sow in open ground in May and thin the plants to 3 feet apart each way. Pkt. 5 cts., oz. 30 cts., lb. \$3.

Muskmelons


One oz. to 100 hills; 2 lbs. to the acre.

Select light, rich soil and after all danger of frost is over and the ground has become warm and dry, plant in hills 4 to 6 feet apart each way, 10 to 15 seeds in a hill. When the young plants appear dust every day or two with bug death or slug shot to avoid the striped beetle, and, after forming two leaves, thin out all but 3 plants to the hill, hoe frequently until the vines cover the grounds and at the last hoeing pinch the tips of the long shoots, thus causing fruit to form near the parent stem. With the limited space at our disposal, it would be almost impossible to give a complete list of the Muskmelons today. We shall only endeavor to name for you the best of all the varieties.

Rocky Ford. No melon in the world is so well known as this variety. It owes its name to the immense quantities shipped from Colorado east out of season every year. The Colorado climate is an ideal one in which to grow melons, and this is thought by experts to be the most delicious of all varieties. It requires no description. We offer the genuine strain from the originator at 5 c. per pkt., oz. 10 c., lb. 60 c.

Paul Rose. Popular with consumers on account of its attractiveness and delicious flavor; with marketmen because it produces and ships so well, is of such uniform size as to be easily crated and handled, keeps so long and sells so readily. Fruits slightly oval, delicately ribbed and heavily netted, fully one-third larger than those of Netted Gem; flesh rich colored, very thick, with small seed-cavity and very thin rind. This melon slips from the vine before the flesh is fully ripened, and the fruits should not be eaten until the skin turns to a light golden yellow. Pkt. 5 cts., oz. 10 cts., lb. 60 cts.

Long Island Beauty. A new sort of recent introduction. It is very popular for the hotel markets. Properly grown, where the sun may reach the melon itself during the hot weather, it is a wonderfully sweet fruit, large and heavy; the seed cavity is small. Pkt. 5 cts., oz. 10 cts., lb. 60 cts.



Long Island Beauty Muskmelon.

Banquet. This variety is nearly round, small to medium in size, heavily netted, but with ribs almost imperceptible. In cutting, it presents that wonderfully pleasing combination of emerald-green and salmon-pink and, while not a thorough good keeper or shipper, is excellent for home use. Pkt. 5 cts., oz. 10 cts., lb. 60 cts.

Emerald Gem. A very early round melon, dark green outside, bright salmon flesh inside, with small seed cavity. By many pronounced the most delicious grown. It is not a good shipper and will not bear keeping. Pkt. 5 cts., oz. 10 cts., lb. 60 cts.

Osage. A large melon of the Emerald Gem sort and, unlike the Gem, is a very fair keeper and shipper. Very popular in our home market. Pkt. 5 cts., oz. 10 cts., lb. 60 cts.

Jenny Lind. Pkt. 5 cts., oz. 10 cts., lb. 60 cts.

Early Green Nutmeg. Pkt. 5 cts., oz. 10 cts., lb. 60 cts.

Extra-Early Hackensack. Pkt. 5 cts., oz. 10 cts., lb. 60 cts.

Large Hackensack. Pkt. 5 cts., oz. 10 cts., lb. 60 cts.

Champion Market. Pkt. 5 cts., oz. 10 cts., lb. 60 cts.

Princess. Pkt. 5 cts., oz. 10 cts., lb. 60 cts.

Casaba, or Long Persian. Pkt. 5 cts., oz. 10 cts., lb. 60 cts.

Early Christiana. Pkt. 5 cts., oz. 10 cts., lb. 60 cts.

Bay View. Pkt. 5 cts., oz. 10 cts., lb. 60 cts.

Baltimore Market. Pkt. 5 cts., oz. 10 cts., lb. 60 cts.

Montreal Market. Pkt. 5c., oz. 10c., lb. 60c.

Miller's Cream. Pkt. 5 cts., oz. 10c., lb. 60c.

Banana. Pkt. 5 cts., oz. 10 cts., lb. 60 cts.

Delmonico. Pkt. 5 cts., oz. 10 cts., lb. 60 cts.

Surprise. Pkt. 5 cts., oz. 10 cts., lb. 60 cts.

Skillman's Netted Gem. Pkt. 5 cts., oz. 10 cts., lb. 60 cts.

Vandalia. Pkt. 5 cts., oz. 10 cts., lb. 60 cts.

Perfection. Pkt. 5 cts., oz. 10 cts., lb. 60 cts.


Bird's Cantelope. Pkt. 5 cts., oz. 10 cts., lb. 60 cts.

Cosmopolitan. Pkt. 5 cts., oz. 10 cts., lb. 60 cts.

Neapolitan. Pkt. 5 cts., oz. 10 cts., lb. 60 cts.



Rocky Ford Muskmelon.



Kolb's Gem Watermelon.

Watermelons

✓ **Pinney's Early.** Flesh deep red, very crisp and juicy, early and productive. Pkt. 5 cts., oz. 10 cts., lb. 60 cts.

✓ **Kolb Gem.** Very large, a good keeper; bright red flesh of fine quality; medium cropper. Pkt. 5 cts., oz. 10 cts., lb. 60 cts.

✓ **Hungarian Honey.** Small, round, bright red flesh, extra early. Pkt. 5 cts., oz. 10 cts., lb. 60 cts.

✓ **Kentucky Wonder.** Shape oblong; dark green skin mottled with light green; flesh solid and crisp, never mealy. The average weight about 20 pounds. Pkt. 5 cts., oz. 10 cts., lb. 60 cts.

✓ **Peerless, or Ice Cream.** Pkt. 5 cts., oz. 10 cts., lb. 60 cts.

✓ **Black Spanish.** Pkt. 5 cts., oz. 10 cts., lb. 60 cts.

✓ **Cuban Queen.** Pkt. 5 cts., oz. 10 cts., lb. 60 cts.

✓ **Mountain Sweet.** Pkt. 5 cts., oz. 10 cts., lb. 60 cts.

✓ **Cole's Early.** Pkt. 5 cts., oz. 10 cts., lb. 60 cts.

✓ **Seminole.** Pkt. 5 cts., oz. 10 cts., lb. 60 cts.

✓ **Volga.** Pkt. 5 cts., oz. 10 cts., lb. 60 cts.

✓ **Orange.** Pkt. 5 cts., oz. 10 cts., lb. 60 cts.

✓ **Mammoth Ironclad.** Pkt. 5 cts., oz. 10 cts., lb. 60 cts.

✓ **Scaly Bark.** Pkt. 5 cts., oz. 10 cts., lb. 60 cts.

✓ **New Christmas.** Pkt. 5 cts., oz. 10 cts., lb. 60 cts.

✓ **Pride of Georgia.** Pkt. 5 cts., oz. 10 cts., lb. 60 cts.

✓ **Sweetheart.** Pkt. 5 cts., oz. 10 cts., lb. 60 cts.


✓ **The Boss.** Pkt. 5 cts., oz. 10 cts., lb. 60 cts.

✓ **Florida Favorite.** Pkt. 5 cts., oz. 10 cts., lb. 60 cts.

✓ **Green and Gold.** Pkt. 5 cts., oz. 10 cts., lb. 60 cts.

✓ **Ruby Gold.** Pkt. 5 cts., oz. 10 cts., lb. 60 cts.

✓ **Preserving Citron.** Pkt. 5 cts., oz. 10 cts., lb. 60 cts.



Mammoth Ironclad Watermelon.

Mushroom Spawn

Mushrooms may be grown under cover, in cellars, sheds or elsewhere, in fact, anywhere that the temperature may be held at 50 degrees. The best time is from October to March to prepare the beds, as follows: take fresh horse manure, clear, i. e., without straw or bedding, and mix it up, bushel for bushel, equal parts, with good pasture loam. This should be done under cover. Add equal parts of manure and loam each day, turning over the entire pile every day to prevent heating, till enough soil, in mixture, has accumulated to make a bed 8 inches deep, 3 feet wide and as long as desired. Make the bed in layers and pack down solid as possible with the shovel and treading under foot till it is 8 inches thick. Now let the bed stand a few days and when the bed cools to 90 degrees, put in the spawn, which may be broken up in pieces about 2 inches square. Insert pieces 5 inches deep, about a foot apart each way, filling up the holes with the mixed soil and firming well. Let stand now about a week, not over ten days, for the spawn to become thoroughly diffused through the entire bed. Next, cover the bed all over with a layer of fresh loam 2 inches deep, and cover this with 3 or 4 inches of hay or straw to prevent evaporation. If the bed should get dry, it may be



Mushrooms.

carefully watered with fine spray, using water at a temperature of 100 degrees. Do not soak; just moisten. It takes about 60 days from spawning to begin bearing, and the bearing period lasts ordinarily about two weeks, sometimes longer. We have found English Spawn to be the most satisfactory for general bedding purposes.

English Spawn. Lb. 15 cts. Quantity price on application.

Mustard

Sow 1 oz. to 50 feet of drill.

✓ **White Seed.** Pkt. 5 cts., oz. 10 cts., lb. 40 cts.

✓ **Black Seed.** Pkt. 5 cts., oz. 10 cts., lb. 40 cts.

NASTURTIUM. See flower seeds.

Okra

One oz. to 50 feet of drill.

This vegetable comes to us from the West Indies, where it is grown largely for its green seed-pods, which are used in soups. Sow quite late in the spring after the ground has become thoroughly warm in drills 3 feet apart. After the plants have become well started thin to 12 inches in the row.

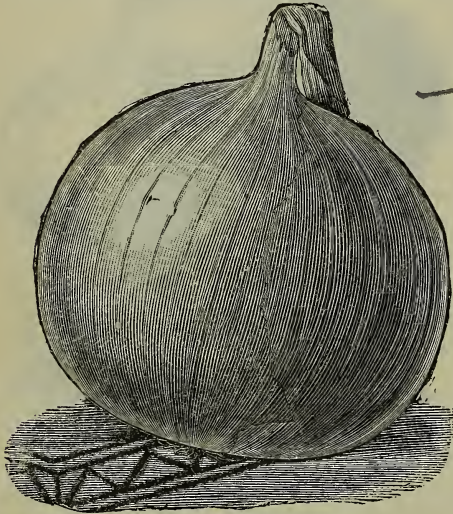
✓ **Long Green Dwarf.** Pkt. 5 cts., oz. 10 cts., lb. 60 cts.

✓ **White Velvet.** Pods are white and very smooth in appearance. Pkt. 5 cts., oz. 10 cts., lb. 60 cts.

Onions

One oz. to 200 feet of drill; 5 lbs. to the acre.

Sow in shallow drills, 1 foot apart, as early as the ground is in good working condition. It should be thoroughly pulverized. When the young plants are strong enough, thin out, leaving the strongest till they stand 3 or 4 inches apart. The rule of rotation in crops does not apply in the case of Onion seed. The finest strain in the Connecticut valley has been grown for 20 years in the same land. We are in the heart of the Onion district for both Boston and New York markets, and do not hesitate to say that we have handled enough Onion seed to know all about it. Until California came into the market with competitive prices, there was no question as to the value of the seed offered by the Connecticut growers, New York State growers or here in Massachusetts. They were all standard quality. The principal variety, the Yellow Globe Danvers, is the quality Onion for our section, being the best keeper and most popular for market uses. In the samples tested on our trial grounds from eastern- and western-grown of this variety, we have selected the best possible one, which runs in the true globe shape. The western seed we found, in every case, was carelessly harvested and the Onions were not all true to name. In the sample which we selected



Yellow Globe Danvers Onion.

this year, we are prepared to furnish proof that the germination is 98 per cent of the seed, and out of 20 bushels of seed Onions which were set last spring, there were but 8 quarts which did not come up to the standard in shape; these of course were rejected. We feel proud of our Onion seed and want you to know something about it; the quality we can vouch for. We are willing to send samples which you may test before buying as to its vitality, if any doubt exists as to our honesty. We will sell you a few pounds of seed which you require, and you may test it at your home from the sample selected by yourself. Should the germination not prove satisfactory, return the seed to us and we will refund the purchase price and also express or freight bill cost. We are positive that the seed is as perfect as any Onion seed ever produced and earnestly request a trial.

✓ **Challenge Strain Yellow Globe Danvers.** No better in the world. Pkt. 5 cts., oz. 20 cts., lb. \$1.50, 10 lb. lots at \$1.25 per lb.

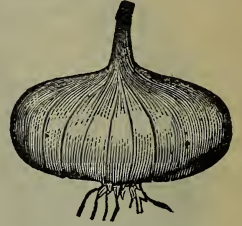
✓ **Extra-Early Red.** Medium-sized, flat variety. Pkt. 5 cts., oz. 20 cts., lb. \$1.25.

✓ **Large Red Wethersfield.** Shape round, somewhat flattened at the ends; skin deep purplish red; standard variety. Pkt. 5 cts., oz. 20 cts., lb. \$1.25.

✓ **White Portugal.** A good sized round Onion, very crisp and mild; not a good keeper. Pkt. 5 cts., oz. 20 cts., lb. \$2.

✓ **Southport White Globe.** Very good, medium crisp; the best keeper of any white Onion. Pkt. 5 cts., oz. 20 cts., lb. \$2.25.

✓ **Southport Red Globe.** Very much like the preceding, except in color it is a bright purplish red. A popular Onion everywhere. Pkt. 5 cts., oz. 20 cts., lb. \$1.50.



White Portugal Onion.

Parsnips

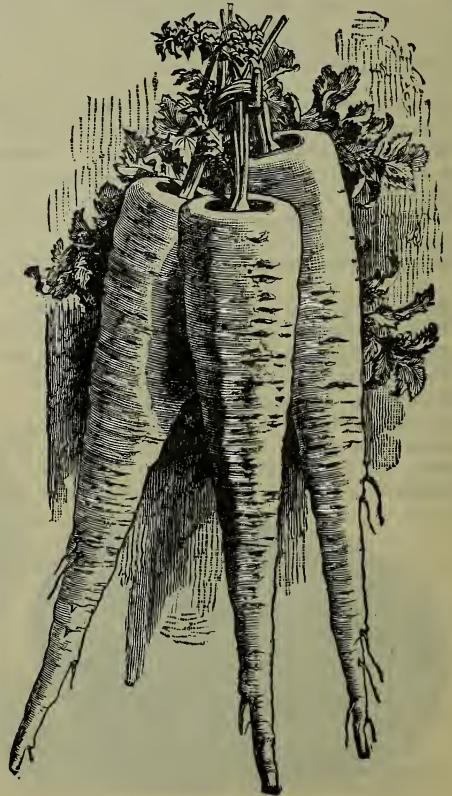
One oz. to 200 feet of drill; 5 lbs. to the acre.

Sow the seed early in drills 18 inches apart as soon as the ground can be worked. When the plants become established, thin to 8 inches. They should be kept free from weeds, and after the first light frost part of the plants may be dug and stored in the cellar for winter, leaving the rest of the plants in the ground for use in early spring, as they are perfectly hardy.

Caution.—It has become a tradition in Massachusetts that Parsnip roots that have borne flower stalks are poisonous to the human race. Do not use Parsnip roots after the plant has blossomed.

✓ **Long Smooth.** Averaging from 8 to 12 inches in length and very tapering. Pkt. 5c., oz. 10c., lb. 60c.

✓ **Student.** A trifle more compact than the foregoing, having a decidedly hollow crown, from which the leaves sprout. Pkt. 5 cts., oz. 20 cts., lb. 60 cts.



Long Smooth Parsnip

Parsley

One oz. to 250 feet of drill.

Sow very early in the spring after the seed has been soaked five or six hours in lukewarm water. Sow in drills 1 foot apart, and as the plants appear thin out to 4 inches in the row. A succession may be secured by sowing every three weeks. Care should be taken after the seed is sown not to allow the seed-bed to become dry. Parsley seed is usually three weeks in germinating, and in that time, if the bed should become thoroughly dry, the seed will fail to grow. A little attention in this regard will save a great many hard thoughts against the seedsman.

✓ **Champion Moss Curled.** A very select stock, beautifully crimped and curled. Pkt. 5 cts., oz. 10 cts., lb. \$1.

✓ **Fern Leaf.** The leaves of this variety are more open than the preceding, a great many people fancying the plainer style. Pkt. 5 cts., oz. 10 cts., lb. \$1.



Champion Moss Curled Parsley.

Pepper

One oz. to 1,500 plants; 4 ozs. to the acre.

Sow in frames early, and after the soil has become warm set out in rows 2 feet apart, 15 inches in the row. This plant is very impatient of weeds. It thrives if the ground is kept thoroughly well stirred.

✓ **Ruby King.** Unquestionably the largest and handsomest of the red Peppers. Fruits frequently are 4 inches long by 2½ to 3 inches. Brilliant scarlet when ripe. Very productive. Pkt. 5c., oz. 10c., lb. \$2.50.

✓ **Large Bell, or Bullnose.** The old-fashioned bell Pepper of our grandmothers. It is one of the sweetest Peppers that grow. Pkt. 5 cts., oz. 20 cts., lb. \$2.

✓ **Sweet Mountain, or Mammoth.** Longer than the Bell Pepper. Of very mild flavor. Pkt. 5 cts., oz. 20 cts., lb. \$2.

✓ **Cherry Red.** Fruits small, round like a cherry, bright glossy scarlet color. Pkt. 5 cts., oz. 20 cts., lb. \$2.50.

✓ **Long Red Cayenne.** Fruit brilliant scarlet, about 4 inches long, somewhat thicker than a lead pencil. Often called the "Bird Pepper." Pkt. 5 cts., oz. 20 cts., lb. \$2.50.

✓ **Celestial.** This is a radical departure from most sorts, as it branches freely, and, beginning to set fruit early, continues throughout the season. On our trial grounds this last season we had blossoms green and creamy white, and on the same plant bright scarlet fruits. The play of color was quite ornamental. Pkt. 5 cts., oz. 20 cts., lb. \$2.50.

Pumpkin

One qt. or 1 lb. to 300 hills; 4 lbs. to the acre.

Sow in any ordinary field 6 to 8 seeds in a hill, hills 8 feet apart each way; after they have become well established thin to 3 vines per hill.

✓ **Old Tom.** A selection of the Michigan Mammoth or Golden Marrow Pumpkin. We feel we cannot recommend this new Pumpkin too highly; the size is more than double that of the common field Pumpkin, the skin and flesh are bright orange, cooking very soft and tender for feeding stock. No more valuable crop can be grown than this. Pkt. 5 cts., oz. 10 cts., lb. 60 cts.



Long Red Cayenne Pepper.

✓ **Connecticut Field.** Too well known to need description. Pkt. 5 cts., oz. 10 cts., lb. 25 cts.

✓ **King of the Mammoth.** This is the variety which grows to such enormous size and is exhibited in all the agricultural shows in the fall. Pkt. 5c., oz. 10c., lb. \$1.

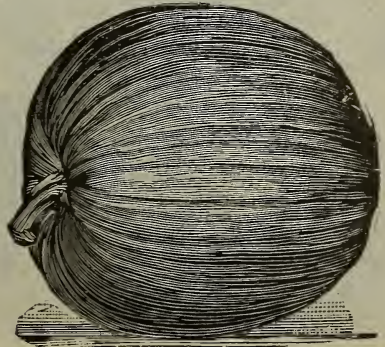
✓ **Japanese Pie.** Pkt. 5 cts., oz. 10 cts., lb. 75 cts.

✓ **Banana.** Pkt. 5 cts., oz. 10 cts., lb. 75 cts.

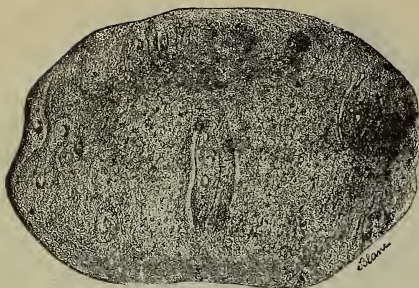
✓ **Small Sugar.** Pkt. 5 cts., oz. 10 cts., lb. 75 cts.

A CHANCE FOR THE BOY ON THE FARM

The largest Pumpkin which grows is the King of the Mammoth, and the boy who delivers at our store, in the fall, the largest pumpkin of this variety, grown from our seed-stock, will be presented with a good, strong boy's wagon with steel axles, seat and all modern improvements, which we sell regularly for \$4.50. Or, if he should prefer, the best pig-sticker sled that is made for the same money. This offer is open to every boy who reads this Catalogue. We simply request when he orders the seed or calls and buys it at our store, that he will have his name and address registered in the book for that purpose, then as the season progresses we will set a date for the final judging. Several years ago this offer was a great success, and we trust sincerely that history will repeat itself in this instance.



Old Tom Pumpkin.



Early Rose Potato.

Potatoes

Ten bushels to the acre.

Plant as early as the ground can be prepared in a rich, light soil 1 foot apart in rows 3 feet apart, cutting the Potato not more than three pieces to each Potato. The ground should be thoroughly well manured and the Potato covered about 3 inches deep. Potatoes are subject to so many ailments that we cannot go into details describing each one. We are, however, well acquainted with nearly all the conditions of blight, rust or insect pests which the Potato is inflicted with, and should be pleased to give you the benefit of our advice, either personally or by letter, on receiving description of your trouble. In a general way we are recommending Bug Death as the best insecticide for potatoes. We have also in stock at all times Slug-Shot, Paris Green, London Purple, the different preparations of whale oil, etc. Write us describing your difficulty. We can help you.

Choice stock grown especially for seed. Prices subject to change without notice.

Long experience in the seed business justifies us in stating that with no seed-stock is one at the mercy of the dealer so much as with seed Potatoes. You must depend to a great extent on the reliability of your dealer. In this locality the farmer demands a seed-stock grown in the extreme north, and unless the stock itself is healthy, your entire crop is liable to scab or other diseases which will ruin the entire field. The best seed Potatoes in the world come from Aroostook county, Maine, and we have contracted this year for our main stock to be grown there.

Below we give a list of a few of the standard varieties :

Early Six Weeks,	Green Mountain,
New Queen,	Early Rose,
Beauty of Hebron,	Carman No. 1,
Early Norther,	Carman No. 3.
Early Harvest,	

Per peck by express or freight, 60 cts.; per bushel, \$1.50; per barrel, \$3.50. A sample pound of any of these varieties will be mailed, prepaid, for 25 cts.




White Turnip Summer and Early Scarlet Turnip White Tip.

Radishes

One oz. to 150 feet of drill.

The soil should be warm, sandy, mellow, rich and light. Sow thinly in shallow drills 1 foot apart. Cover seed about one-half inch deep. After the seed is covered sow on the surface of the ground, over the drill, a small quantity of tobacco dust or sweepings. This completely frees the ground from the radish maggot, which makes the roots not only unsightly for market, but hard and tough. Many of our market-men top-dress their Radish beds with powdered tobacco three or four times during the season. Should the ground become too dry, water thoroughly every three or four days, as the roots should be kept growing constantly until pulled in order to have them crisp and tender.

Early Scarlet Turnip. Small, round, bright scarlet, with small leaf growth; mild and crisp. Pkt. 5 cts., oz. 10 cts., lb. 60 cts.



Round China Winter Radish.

Early Scarlet Turnip White Tip. Grows a trifle larger than the preceding, with the lower tip of the root pure white. The most sightly in market of any Radish. Pkt. 5 cts., oz. 10 cts., lb. 60 cts.

Early French Breakfast. A half-long variety which is blunt at the point; very crisp and tender; one of the best. Pkt 5 cts., oz. 10 cts., lb. 60 cts.

Early Long Scarlet Short Top. A medium early variety, roots bright scarlet. Pkt. 5 cts., oz. 10 cts., lb. 60 cts.

Improved Chartier. A distinct variety; color scarlet at the top, shading to pink in the center and white at the tip. Pkt. 5 cts., oz. 10 cts., lb. 60 cts.

White Turnip Summer. Similar to the Scarlet Turnip, the roots pure white. Pkt. 5 cts., oz. 10 cts., lb. 60 cts.

Wood's Early Frame. An extra early variety, closely resembling Early Long Scarlet, but is especially suited for growing in frames. Color bright rose, medium size; crisp and tender. Pkt. 5 cts., oz. 10 cts., lb. 60 cts.

Round China Winter. For late sowing. Pkt. 5 cts., oz. 10 cts., lb. 60 cts.

Round Black and Long Black Spanish. The best winter varieties used. Pkt. 5 cts., 10 cts., lb. 60 cts.

Rhubarb

Set divided roots 4 to 5 feet apart each way in early spring, in very rich soil. By keeping clear of weeds throughout the season, the crop may be cut the following year.

Linnæus. Early, large and tender. Pkt. 5 cts., oz. 20 cts., lb. \$1.50.

Victoria. The newer variety, later and larger than the above. Pkt. 5 cts., oz. 20 cts., lb. \$1.50.

STRONG ROOTS of either of the above varieties 15 cts. each, \$1.50 per doz. If wanted by mail add 5 cts. per root for postage.

Salsify, or Vegetable Oyster

One oz. to 60 feet of drill; 8 lbs. to the acre.

Sow as early in the spring as the ground can be worked, in drills 1 foot apart; thin the plants when up to 6 inches in the row; cover the seed 1 inch deep.

Long Smooth White. Pkt. 5 cts., oz. 20 cts., lb. \$2

Spinach

One oz. to 150 feet of drill; 10 lbs. to the acre.

Sow early in drills 1 foot apart, covering seed one-half inch, and where Spinach is wanted throughout the season, sow in succession every two weeks. Fall sowing, under ordinary conditions, is not a success in our climate, although many of our market-men succeed in carrying their plants through winter, but we have so much freezing and thawing that results are oftener failures than successes.



Bloomsdale Savoy Spinach.

Round-Leaf. The early market sort. Pkt. 5 cts., oz. 10 cts., lb. 40 cts.

Victoria. A trifle later than the foregoing, but gives much better appearance in the market; leaves very dark green. Pkt. 5 cts., oz. 10 cts., lb. 40 cts.

Long-Standing. The best for late sowing. Pkt. 5 cts., oz. 10 cts., lb. 40 cts.

Bloomsdale Savoy. Large, wrinkled, thick leaves; good medium early. Pkt. 5 cts., oz. 10 cts., lb. 40 cts.

Squashes

SUMMER, 1 oz. to 40 hills; 2 lbs. to the acre. WINTER, 1 oz. to 10 hills; 3 lbs. to the acre.


Sow in hills for the summer varieties 4 feet apart, winter varieties 8 feet apart, the same as for cucumbers and melons.

White Bush Scalloped. For early market. Pkt. 5 cts., oz. 10 cts., lb. 60 cts.

Golden Bush Scalloped. For early summer. Pkt. 5 cts., oz. 10 cts., lb. 60 cts.

Golden Summer Crookneck Bush. Early variety. Pkt. 5 cts., oz. 10 cts., lb. 60 cts.

Mammoth Golden Crookneck Bush. A trifle later, bearing fruits twice the size. Pkt. 5 cts., oz. 10 cts., lb. 60 cts.



Hubbard Squash.

Running Varieties

Boston Marrow. Fresh yellow; fruit oval, bright orange color. Pkt. 5 cts., oz. 10 cts., lb. 60 cts.

Fordhook. Fruit small, averaging two pounds in weight, very early, bright yellow outside, pale yellow inside; seed cavity small, skin thin, flesh very thick, smooth and sweet. Pkt. 5 cts., oz. 10 cts., lb. 75 cts.

Bay State. Shell bluish, very hard and solid; flesh yellow and a fine keeper and shipper; average weight about ten pounds. Pkt. 5 cts., oz. 10c., lb. 60c.

Hubbard. The best late Squash grown; good size, very dark green color; flesh cooks dry and is of fine grain and quality. Our strain is pure. Pkt. 5 cts., oz. 10 cts., lb. 60 cts.

Essex Hybrid, or Turban. The hard shell sort; color green and reddish buff; a good keeper. Pkt. 5 cts., oz. 10 cts., lb. 60 cts.

Marblehead. Shape and size about the same as the Hubbard. Color of the shell is light gray. Pkt. 5 cts., oz. 10 cts., lb. 60 cts.

Canada Crookneck. Skin green. The old-fashioned winter crooked Squash. Pkt. 5 cts., oz. 10 cts., lb. 60 cts.

Red China. Skin bright red striped with a pale yellow; flesh of fine grain and very sweet. Pkt. 5 cts., oz. 10 cts., lb. 60 cts.

Brazil Sugar. Flesh and skin bright yellow, very sweet; grain fine. Pkt. 5 cts., oz. 10 cts., lb. 60 cts.

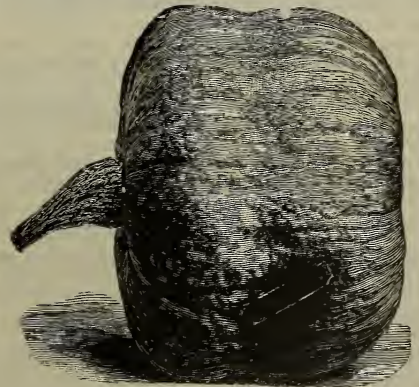
Mediterranean. Shell salmon-red in color; about the same size as the Hubbard. Pkt. 5 cts., oz. 10 cts., lb. 60 cts.

Cocanut. Pkt. 5 cts., oz. 10 cts., lb. 60 cts.

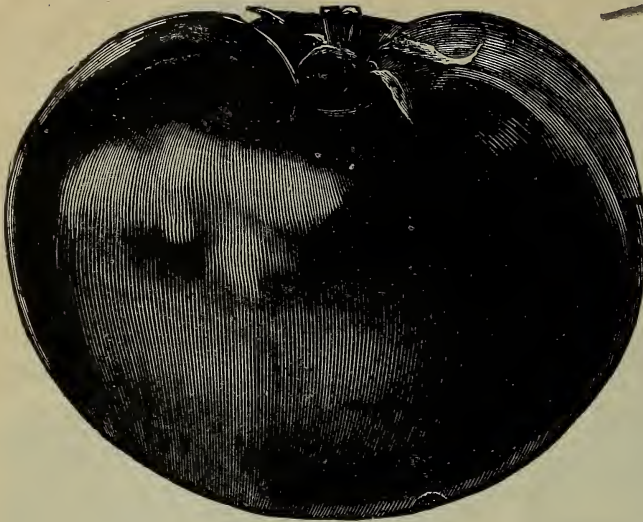
Pineapple. The long form of the White Scalloped. Pkt. 5 cts., oz. 10 cts., lb. 60 cts.

Perfect Gem. Ripens early; fruit 6 inches in diameter, nearly round, ribbed and a splendid keeper. Pkt. 5 cts., oz. 10 cts., lb. 60 cts.

Prolific Marrow. An extra-early, attractive, orange-red shell. Cooking and keeping qualities excellent. One of the best. Pkt. 5 cts., oz. 10 cts., lb. 60 cts.



Essex Hybrid, or Turban.

*Dwarf Champion Tomato.*

Tomatoes

One oz. to 3,000 plants; ¼ lb. to the acre.

The seed may be sown in a shallow box in March and placed in a kitchen window. Thin out as the plants grow the poorest and weakest plants and gradually harden by letting the air in at the window until the plants may be set out in May. Where a quantity of plants are needed sow the hotbed in March, hardening by raising the sash, as heretofore described, and when danger of frost is past transplant to the open ground, 4 feet apart each way. Soil should be well enriched and supports should be provided for the vines to train on, thus keeping the fruit off the ground.

Dwarf Champion. The best early variety for general use. We sell five times as much Dwarf Champion as any other variety, both for the home garden and for market growers. Plants very stocky and upright, not given to sprawling over a great space in the bed. This habit admits of setting the plants 1 foot closer together than the ordinary sorts. It is remarkably early and a very good cropper. We have frequently grown plants on our trial grounds which yielded, under ordinary cultivation, one-half bushel, each fruit in shape and color resembling the Acme. Very smooth and round. One of the best. Color purplish pink; meat solid and of fine quality. Pkt. 5 cts., oz. 25 cts., lb. \$2.50.

Arlstocrat. Identical with the preceding, but the fruit is bright scarlet. Many market growers plant equal quantities of these splendid Tomatoes. Pkt. 5 cts., oz. 25 cts., lb. \$2.50.

Livingston's Favorite. Medium early; fruit rich red, very free from cracking. Pkt. 5 cts., oz. 25 cts., lb. \$2.50.

Livingston's Beauty. A medium cropper, perfect shape; color glossy crimson. Pkt. 5 cts., oz. 25 cts., lb. \$2.50.

Livingston's Perfection. Larger fruit than the preceding, of rich blood-red color; smooth; ripens early. Pkt. 5 cts., oz. 25 cts., lb. \$2.50.

Thorburn Lemon Blush. Skin and flesh lemon yellow, with faint pink tinting on the ripe fruits. This is absolutely the best yellow Tomato grown, and for hotel salads makes a very pretty combination with any of the red varieties. Pkt. 5c., oz. 25c., lb. \$2.50.

Ponderosa. The largest Tomato that grows. Pkt. 5 cts., oz. 25 cts., lb. \$4.

Early Stone, or Trucker's Favorite. A very early market variety. Crop ripens all at once. Medium size. For early market it is recommended. Pkt. 5 cts., oz. 25 cts., lb. \$2.50.

Livingston's Honor Bright. The tricolor Tomato. Something of a curiosity and of good value in the garden. The plants commence setting fruit early and continue bearing throughout the season. The fruit when first set is bright emerald-green, and as it ripens changes to ivory white and finally bright crimson. Flesh solid, does not crack. Pkt. 5 cts., oz. 25 cts., lb. \$2.50.

Atlantic Prize. Early for market use. Pkt. 5 cts., oz. 25 cts., lb. \$2.50.

Tobacco

One oz. to 5,000 plants; 5 ozs. to the acre.

There is no locality in the world where Tobacco for wrappers is produced in the quantity and quality that it is in the Connecticut valley, and there is no seed in the world so valuable as the Connecticut-grown seed. Our challenge strain of Havana is perfection, as near as it can be reached, for the wrapper growers. The seed originally came from Cuba (Veulta Abajo stock), and by selection it has been brought to its present standard of excellence. We have record of a crop from which this seed was saved as follows: Assorted 72 per cent perfect wrappers,

shade light to medium, thin and strong, burning with gray ash. This crop was sold for 19 cts. per pound in the bundle. Pkt. 5 cts., oz. 35 cts.

Turnips

One oz. to 250 feet of drill; 1 lb. to the acre.

Sow Turnip for fall harvest "the 25th of July, wet or dry," on light, sandy soil.

Purple Top Flat Strap-Leaved. Early; medium size, good yielder. Pkt. 5 cts., oz. 10 cts., lb. 60 cts.

White Egg. A beautiful market-garden Turnip, egg-shape and pure white if grown on soil free from heavy stones; very slightly. Pkt. 5 cts., oz. 10 cts., lb. 60 cts.

Yellow Globe. The standard variety for ordinary crop. The Turnip is ball-shape, flesh firm and sweet and a very superior keeper. Pkt. 5 cts., oz. 10 cts. lb. 60 cts.

Cow Horn. Carrot-shape but greenish white in color; one of the sweetest Turnips. Pkt. 5 cts., oz. 10 cts., lb. 60c.

Purple Top Milan. Extra-early, flat; white skin below the surface of the ground and purple above. Pkt. 5 cts., oz. 10 cts., lb. 60 cts.

Robertson Golden Ball. A quick growth of excellent flavor, globe-shape; flesh bright yellow; one of the best. Pkt. 5 cts., oz. 10 cts., lb. 60 cts.

*White Egg Turnip.*

Rutabaga, or Swede Turnips

White Swede. Round oblong-shape, good size, skin white with greenish top; flesh close-grained and a good keeper. Pkt. 5 cts., oz. 10 cts., lb. 60 cts.

Shamrock. Very large handsome roots, with purple top and yellow flesh; one of the best for late use. Pkt. 5 cts., oz. 10 cts., lb. 60 cts.

Laing's Improved. Globe-shape; skin yellow under the ground, purple top; flesh yellow, very solid; one of the earliest. Pkt. 5 cts., oz. 10 cts., lb. 60 cts.

Sweet German. An old-fashioned variety, but very popular for family use; shell is black and hard, the grain of the flesh fine and a splendid-keeper. Pkt. 5 cts., oz. 10 cts., lb. 60 cts.

A General List of Flower Seeds

WITH PRACTICAL HELPS FOR THEIR CARE AND CULTURE

In planting flower seeds the most successful results will be attained, with but few exceptions to the general rule, by covering the seed with soil to a depth equal to the thickness of the seed. There are a few exceptions to this rule; for example, Nasturtiums and Castor Beans. Many lovers of beautiful flowers fail to succeed in raising some desired variety because they did not understand the correct conditions or requirements of the plants. We shall endeavor to help you, in as concise form as possible, and where special culture is necessary we will do our best to instruct you correctly. Our experience has been very successful within the past twelve years, but expert as we consider ourselves, we have, for some unknown reason, failed at times to grow from seed this or that variety. We did not, however, condemn the seed offhand, but gave it another trial under somewhat varied conditions from the first planting, and have rarely been obliged to give up any particular strain as impossible to start. Our experience has been intensely practical, covering a range of plants between the most tender annual and the hardiest evergreen. In purchasing stock for the following list our aim has been, in every case, quality first and price afterward. We do not aim at fancy work of any kind, and charge you only a legitimate profit for the goods offered. We wish to state, however, that there is not a cheap seed in our list, nor have we aimed to put the seed-stock before you with a view to meet cheap prices, but offer you only first-class goods and at a living profit to ourselves. This list embraces the most popular varieties of Annuals, Biennials and Perennials for cultivation in the flower garden, open border, greenhouse or conservatory.

Note.—All flower seeds sent postpaid on receipt of price.

As a special inducement to order liberally we make the following offer :

For \$1 you may select seeds in packets only, valued at	\$1.25.
For \$2 you may select seeds in packets only, valued at	\$2.50.
For \$3 you may select seeds in packets only, valued at	\$4.00.
For \$4 you may select seeds in packets only, valued at	\$5.50.
For \$5 you may select seeds in packets only, valued at	\$7.00.

Abronia

Verbena-like plants with a creeping style of growth. This plant may be grown with verbena in the same bed and will prove somewhat of a curiosity, it having yellow flowers. The color of the verbena never is yellow. Remove the husk from the seed; sow in shallow boxes in early spring, transplanting into the bed where the plants are to remain, setting plants 1 foot apart. In bloom from July until October. Light sandy soil. Half-hardy annual.

Arenaria. Waxy yellow; 6 inches high. Pkt. 5 cts.

Umbellata. Rosy lilac; 6 inches high. Pkt. 5 cts.

Acroclium

One of the many varieties of everlasting flowers. Sow in the open ground the last of May and transplant to 8 inches apart. Flowers from June to October. Half-hardy annual.

Roseum. Delicate rose. Pkt. 5 cts.

Album. Pure white. Pkt. 5 cts.

Mixed. Pkt. 5 cts.

Adlumia cirrhosa

A very pretty climber with pink flowers. Hardy biennial. Pkt. 5 cts.

Ageratum

A very valuable bedding plant which blooms all summer long. Succeeds in any ordinary soil, and may be transplanted and grown in the house, blooming all winter. Sow in boxes if wanted for very early flowers. Sow in the open border in May, transplanting to 6 inches apart. Half-hardy annual.

Mexicanum. Lavender-blue; 18 inches. Pkt. 5 cts.
Mexicanum album. Dwarf white; 8 inches. Pkt. 5 cts.




Alyssum

One of the most useful little annuals which we have; will succeed in almost any kind of soil and the seed may be sown where the plants are to remain.

Little Gem. Sweet and very dwarf; very profuse bloomer. Pkt. 5 cts., oz. 40 cts.

Sweet, Common. White. Nice for cutting. 12 inches. Pkt. 5 cts., oz. 25 cts.



Sweet Alyssum.



Ageratum.

Ammobium

A variety of everlasting flowers, blooms about the size of a ten-cent silver piece. Sow in the open ground in May, transplanting 10 inches apart. Hardy annual. Pkt. 5 cts.

Amaranthus

Ornamental and of great merit. Sow in the open ground in May, barely covering the seed; shade the bed and keep moist until the small plants appear and transplant when large enough to handle.

Caudatus (Love-Lies-Bleeding). 2 feet. Pkt. 5 cts.

Tricolor (Joseph's Coat). 2½ feet. Pkt. 5 cts.

Cruentus (Prince's Feather). 3 feet. Pkt. 5 cts.

Fine Mixed. Pkt. 5 cts., oz. 20 cts.

ANTIRRHINUM. See Snapdragon.

Aristolochia Siphon (Dutchman's Pipe)

A quick-growing, hardy climber reaching the height of 30 feet; foliage large, heart-shaped; flowers brownish red, tubular, and somewhat resembling the old-fashioned Dutch pipe, hence its name. Sow in light soil early in May and transplant where the plant is to remain. Is used where a quick dense shade is required. Hardy perennial. Pkt. 5 cts.



Aquilegia chrysantha.

Aquilegia (Columbine)

A very interesting plant in all its varieties. It is a hardy perennial blooming early in June or July and one of the most delicate flowers for cutting which we have. Pkt. 5 cts.

Chrysantha. Flowers canary yellow, with long spurs; very dainty. Pkt. 10 cts.

Cœrulea. The true Rocky Mountain Blue Columbine; one of the real true blue spring flowers. Pkt. 10 cts.

German Hybrids. These new sorts, while the colors are not fixed, are of the same long-spurred section as the preceding, and range in color from purest yellow to rich purple and shades of blue and violet. Pkt. 10 cts.

ASTER

Probably the most popular of any of the plants grown from seed in the home garden, and certainly the most effective, are the recent introductions in Asters, giving us all the colors from pure white to deepest crimson and deepest purple. Many of the varieties are as large and beautiful as the chrysanthe-



Victoria Asters.

mum; in fact, many florists prefer to use Asters in place of chrysanthemums in their floral work. We have taken great pains to have our Aster seed as nearly perfect as possible. Sow the seed the latter part of April in shallow boxes in light, sandy soil, covering the seed only its own depth by sifting light sand upon it. After the plants get large enough to handle, transplant where they are to remain, setting plants 1 foot apart.

TRUFFAUT'S PÆONY PERFECTION. A tall-growing sort, with stem 15 to 18 inches long. Flowers very large, with chrysanthemum-like, incurved petals.

- | | |
|---------------------------------|-----------------------------|
| Pure White. Pkt. 10 cts. | Purple. Pkt. 10 cts. |
| Crimson. Pkt. 10 cts. | Mixed. Pkt. 10 cts. |
| Rose. Pkt. 10 cts. | |

VICTORIA. Petals reflexed, of pyramidal shape; stems 15 inches long; the best potting variety.

- | | |
|------------------------------|----------------------------|
| White. Pkt. 10 cts. | Lavender. Pkt. 10c. |
| Crimson. Pkt. 10 cts. | Mixed. Pkt. 10 cts. |
| Rose. Pkt. 10 cts. | |



Giant Comet Aster.

GIANT COMET. This is the nearest approach to the chrysanthemum bloom so much sought after, the inner petals loosely whorled and the outer ones are large and loosely reflexed. Blooms very large and beautiful.

- | | |
|------------------------------|------------------------------|
| White. Pkt. 10 cts. | Dark Blue. Pkt. 10c. |
| Crimson. Pkt. 10 cts. | Light Blue. Pkt. 10c. |
| Rose. Pkt. 10 cts. | Mixed. Pkt. 10 cts. |

Our Challenge Strain of Mixed Asters is unsurpassed in variety of color and in size of bloom. Pkt. 10 cts. Special large pkt. 25 cts.

Good mixed in variety of colors. Pkt. 5 cts.

Balsam (Lady's Slipper)

Sow in the open ground in May and transplant when large enough, to 1 foot apart. Soil should be rich and light. Half-hardy annual.

- | |
|--|
| Fine Mixed, Double. A variety of colors. Pkt. 5c. |
| Camellia-Flowered. Mixed. Pkt. 10 cts. |

Balloon Vine (Love-in-a-Puff)

A half-hardy climber prized for its seed vessels, which resemble small balloons. Sow in the open ground in June in warm, sandy soil. Pkt. 5 cts.

Browallia (Amethyst)

A greenhouse annual bearing very pretty white or pale blue flowers, fine for cutting.

- | |
|---|
| Elata. Sky-blue flowers with white centers. Pkt. 5c. |
| Alba. Pure white blossoms. Pkt. 5 cts. |

Campanula (Canterbury Bells)

A handsome perennial with pale rose, blue or white flowers, large and bell-shaped, remaining a long time in blossom. Sow in the open ground the first of June and transplant to 1 foot apart in good, rich soil.

Single Mixed. 2 feet. Pkt. 5 cts.

Double Mixed. 2 feet. Pkt. 5 cts.

Cup and Saucer. Fine mixed colors. Pkt. 10 cts.

Cactus

Very few lovers of flowers are acquainted with the possibilities of the Cactus garden. Nearly all the varieties grow readily from seed, and they are almost endless in shape and style. Sow the seed in small boxes or pots of clear, moist sand and, as some varieties germinate more freely than others, do not throw away the earth when only a few plants appear, but set these out as they develop in pots or flats and when large enough transplant into pots which may be sunk in the open ground or flower bed. By thus retaining the roots in pots the plants may be taken in at any time when danger of frost is near. In our selection of seed, we have chosen twelve varieties of Cactus which are very free bloomers, any of them will blossom the first year if started early and, while the blooms themselves are not the principal beauty of these plants, many of them are very curious and interesting. We offer a mixture of all varieties in large packets. Pkt. 25 cts.



Cactus

Calceolaria

Splendid plants for greenhouse decorations, forming in spring dense masses of beautiful, pocket-like flowers. Sow in September. The seeds germinate best without heat and should be grown in pans or pots. They succeed in any light, rich soil under glass.

Hybrida superba. Saved from the finest formed and most beautiful marked varieties. Pkt. 25 cts.

Calendula (Pot Marigold)

Free-flowering, showy plants for beds or mixed borders, with blossoms about the size of a silver dollar. Sow in ordinary garden soil after danger of frost is past, thin 1 foot apart. Hardy annual.

Meteor. Large, double, striped orange and yellow. Pkt. 5 cts.

Prince of Orange. Same as above but deep orange color. Pkt. 5 cts.

Candytuft

A very popular hardy annual which is continually in bloom from early summer until late frost. Sow early in the spring in any fair garden soil, or, if preferred for late blooms, a succession of sowing is advisable.

White. Pkt. 5 cts.

Crimson. Pkt. 5 cts.

Purple. Pkt. 5 cts.

Mixed. Pkt. 5 cts.



Calliopsis lanceolata grandiflora.

Calliopsis (Coreopsis)

This interesting genus is a native of this country, and stands high among the best annuals and perennials. They all bloom very abundantly and freely throughout the season. Seed may be sown as early in spring as the ground can be worked. The annual varieties should be sown where they are to remain. The perennial sow in any light sandy soil and transplant when large enough to a permanent place in the border.

Drummondii (Golden Wave). Flowers gold and seal brown. Hardy annual. 1 foot. Pkt. 5 cts.

Mixed Colors. Hardy annual. Pkt. 5 cts.

Lanceolata grandiflora. A hardy perennial with flowers a pure golden yellow, borne on long, strong stems. The best yellow flower that grows for bouquet cutting; plants perfectly hardy for years in any well-drained soil. Pkt. 10 cts.

Canary Bird Flower

A neat climbing plant with the style of the climbing nasturtium. It grows readily from seed, coming into flower with the nasturtium. The flowers have the appearance of a bright, yellow bird in the act of flying; very curious and always excites admiration. Tender annual. Pkt. 5 cts.



Calceolaria hybrida superba.

Catchfly

A very pretty hardy annual, bearing tufts of white or pink flowers throughout the season. Mixed colors. 1 foot. Pkt. 5 cts.

*French Canna.***Canna (Indian Shot)**

A very desirable plant for decorative effect, gives a subtropical appearance to the landscape. The new section of Cannas have very beautiful large gladiolus-like flowers, in shades varying from the palest yellow and orange to the deepest crimson. The plants are very dwarf, some not over 12 inches high; the best will average about 2½ feet, though there are varieties in our flower sections which grow 6 feet high. Before sowing the seed, it should be soaked in warm water for 48 hours and then sown in boxes in the house, or later, in the open ground in warm sandy soil. Transplant the tall varieties, setting plants 2½ feet apart or the dwarf varieties may be set as close as 12 inches. The seed we offer in the large-flowering section has been saved from the choicest varieties, such as Madame Crozy, Florence Vaughan, F. R. Pierson, Egandale, etc.

- Tall Varieties.** Green foliage; 6 feet. Pkt. 10 cts.
Tall Varieties. Dark red foliage; 6 feet. Pkt. 10c.
French Dwarf. Large-flowering sorts, green foliage. Pkt. 10 cts.

CANTERBURY BELLS. See Campanula.

CARNATION. See Dianthus.

CASTOR OIL BEAN. See Ricinus.

COLUMBINE. See Aquilegia.

CORN FLOWER. See Centaurea.

COCKSCOMB. See Celosia.

COREOPSIS. See Calliopsis.

*Celosia, Dwarf Crimson.***Celosia (Cockscomb)**

Very ornamental plants for massing in beds, the crested heads of flowers, sometimes 10 or 12 inches across, somewhat resembling a cock's comb. There are many colors and sorts, all of which will be found in our mixed packets. Hardy annual. Sow in boxes early and transplant where they are to remain the first of June.

Tall Mixed. In fine variety. Pkt. 5 cts.

Dwarf Mixed. Very choice. Pkt. 5 cts.

Dwarf Crimson. Grows about 12 inches high, and the comb, or head of flowers, which is of an intense, brilliant crimson, is very often larger than the entire plant is high. Pkt. 10 cts.

Centaurea

A genus having plants valuable for the foliage effect in one species and in another for the flower only.

Candidissima (Dusty Miller). A pure white variety. The leaves are entirely covered on the upper and under sides, also the stems, with a fine, white wool. Very valuable for edgings of flower beds or in the border. Sow the seed in flats early and transplant about the first of June, setting plants 6 inches apart. This variety is a tender annual, 6 inches high. Pkt. 10 cts.

Gymnocarpa. Same style as the above, but the leaf is a greenish gray color not nearly so white. Plant grows about 8 inches high and should be set 9 inches apart in the row. Pkt. 5 cts.

*Centaurea Cyanus.*

CYANUS (Bachelor's Button, Blue Corn-Flower). Very free-flowering and showy. Comes into bloom the latter part of July and lasts throughout the summer. This is one of the very few real blue flowers which we have in the garden and should have a place in every garden.

Emperor. Strain is pure, bright blue; 18 inches high. Pkt. 5 cts.

Rose. The same as above, but bright rose-colored flowers; 18 inches. Pkt. 5 cts.

Mixed. 18 to 24 inches high. Pkt. 5 cts.

Chrysanthemum**Annual**

Sow in early spring and give the same treatment as for asters. This section has a variety of tall, daisy-like flowers running through shades of pink and lavender with yellow centers. 18 inches. Pkt. mixed. 10 cts.

Perennial

The old-fashioned hardy chrysanthemum of our grandmothers, which flourished in the fence corner or beside the grape arbor year after year and late in the fall, was a blaze of crimson, white or golden color. We offer mixed seed of these old-fashioned flowers. Pkt. 10 cts.

Cineraria

A well-known greenhouse favorite, with a great range of brilliant color unsurpassed by any other flower; may be had in bloom for the greater part of the year, but must be handled at all times under glass. Sow the seeds in shallow flats, covering only in depth to its size with sifted sand. Cover the flats with panes of glass. When the young plants appear give all the light possible, but not sunlight. As the young plants grow they should be potted off, and after several pottings they can be set in the soil for bloom.

Hybrida. 15 inches; a splendid mixture. Pkt. 25 cts.

Chinese Primrose

Too well known to need description. It is essentially a greenhouse plant and must be grown, of course, under glass till ready for bloom, when it may be transferred, pot and all, to the window garden. Our strain of this seed is from the best English growers and will surely give satisfaction. Packet of mixed colors, 25 cts.

Clematis

A well-known section of hardy climbers of which we have representatives in every garden. Sow in summer, in an out-of-the-way place, where beds will be kept free from weeds, as it often takes a whole year to germinate. Soil should be moderately moist, light sand. Cover seeds not over three-fourths of an inch and in hot weather water. Thin the plants as soon as sprouted. A mixed packet of the best varieties, 10 cts.

**Clianthus Dampieri
Australian Glory Pea**

Fine plants with very beautiful foliage and drooping flowers; pea-shaped; of brilliant scarlet color with dense black spots in the center. Sow in any good garden soil where the plants are to bloom; will not bear transplanting. Not hardy. 4 feet. Pkt. 10 cts.

COBÆA scandens. Very rapid, growing vines bearing large bell-shaped flowers, ranging from white to deep purple. Start seed early in the house in light sandy, moist soil; transplant to pots and set out where they are to remain. June. 15 feet. Pkt. 5 cts.

CONVOLVULUS. See Morning-Glory.

Cyclamen Persicum, Mammoth

Handsome, curious, tuberous-rooted plants producing flowers ranging from pure white to deepest crimson on long stems. Seed should be sown very early in the window and plants transplanted into 4-inch pots which will bloom in August. Greenhouse perennial. Mixed. Fine English strain. Pkt. 25 cts.

Cypress Vine (Ipomœa)

Dainty, graceful, climbers with finely developed foliage and star-shaped tubular flowers, ranging from white to bright scarlet. Sow in the open ground where they are to remain. Soak the seed before sowing. Tender annual.

- Alba.** Pure white. 10 feet. Pkt. 5 cts.
- Coccinea.** Bright scarlet. 10 feet. Pkt. 5 cts.
- Mixed.** All shades. 5 cts.

See our offer on back cover

PLANT A TREE

IT WILL INTEREST YOU



Single Dahlias.



California Giant.

Cosmos

No plant of recent introduction has received the approval of florists and home gardeners so much as this genus. Through the wonderful advance made in hybridizing in California, we have for your consideration the highest type of this beautiful flower. Originally we were confined to the late fall-blooming variety, which came into flower with the chrysanthemum, and oftentimes was cut down by the frost in our gardens, before one blossom showed, but by careful and painstaking labor, done principally in California, the genus has been so improved that we get flowers in a great variety, flowers with long stems and better substance than the old variety, and, better than anything else, in bloom with the Sweet Peas in July. Start the seed early in the window; transplant into the open ground in May, setting the plants 18 inches apart. The dwarf varieties are preferable to the old-fashioned late blooming sorts. Hardy annual.

Fine Mixture. Comprising all shades. 3 feet. Early blooming. Pkt. 10 cts.

California Giants. Early flowering. 3 feet. Flowers immense, often 5 inches across, borne on stiff, strong stems. Large. Pkt. 10 cts.

Cotton

While not valuable as a flower, it is of considerable interest, especially to young people, to see how Cotton grows in our southern states. Plant early in May in the open ground and thin to 2 feet apart. The plants will grow 3 or 4 feet high, branching, and will blossom and form the bolls of Cotton in the husk just as they do in the south. Of course the Cotton fiber does not ripen completely as it does in the south, but it will be a very interesting study for school boys and girls. Pkt. 5c.

Dahlia

Single dwarf. This is a very popular flower of recent introduction, ranging through all the shades of yellow and red to pure white, single blooms often measuring 4 to 5 inches across. Grow very easily from seed and are very fine for cut-flowers. Seeds should be sown in the window early; transplant after danger of frost is past, out of doors in good soil. **Very Finest Mixed.** Pkt. 10 cts.



Margaret Carnations

Dianthus

(Pink, Carnation, Picotee)

This genus of beautiful flowers seems to be sadly neglected in our locality. There are a great number of the annual varieties which are extremely beautiful and greatly varied in color. Their habit is dwarf, and flowers are borne on strong stems, making them very valuable for cutting; and perennial varieties, such as Carnations and Picotees, are wonderfully perfumed. The plants of all varieties are naturally healthy—not affected by insects or rust to any great extent—and we earnestly claim for them your attention and consideration. On our trial grounds there are no more beautiful plants cultivated, nor are there any which attract so much attention.

The seed of the annual sorts should be sown early in hotbeds or boxes on the window sill, in light, sandy soil. Cover not over one-eighth of an inch with sifted sand and, as the plants develop, they should be transplanted as soon as the ground may be worked into the open border, setting the plants 12 inches apart. It will be found more convenient in weeding if they are set in rows. There is very little demand for the old-fashioned China Pink, so many of the newer varieties with larger flowers and better colors having been grown from the original parent. We, however, have a very fine strain of the old-fashioned China Pink. Hardy biennials.

Chinensis. Fine double. 1 foot. Pkt. 5 cts.
Heddewigii. Single, fine mixed. Pkt. 5 cts.
Heddewigii. Double, fine mixed. Pkt. 5 cts.
Heddewigii laciniatus. Double, mixed. Pkt. 5 cts.
Scoticus (Double Scotch Pink). Pkt. 10 cts.
Plumarius (Pheasant's Eye). Finely fringed. Pkt. 5c.
Grass Pink. Semi-double. Pkt. 10 cts.

Dianthus Caryophyllus

(Carnation Section)

MARGARET. This new strain of recent introduction leaped into popular favor on its first introduction, for the reason that it bloomed in four months from the sowing of the seed. The first examples of this class of valuable flowers were not, as might be supposed, as fine as the growers anticipated, but for several years specialists have been at work, and we are today offering a very beautiful strain of these deservedly popular flowers. They are somewhat dwarf in habit, growing not over 10 or 12 inches high, and blooming continually from the latter part of July until frost. Many of the seedlings will

bloom with single flowers, which may be pulled up and thrown away if they do not please. The strain which we offer will run about 80 per cent double and range through all the shades and colors. Before frost the plants may be taken up, potted and taken into the house for the winter, and in a sunny window will give good results for the pains taken. **Our Challenge Strain of Margaret Carnations**, fine mixed. Pkt. 15 cts.

BORDER CARNATIONS. This is a very popular sort, but differing from the foregoing by coming into bloom all at once in July. We have had plants from this strain of seed in our own grounds this year bearing 130 open flowers at one time, without counting buds. The foliage is strong, of that peculiar blue-green color which is a decoration in itself, and while many of the blooms are so heavy and large that it is necessary to stake them, we find very few of our customers who object to tying up the heavier buds, as the flowers are so much handsomer. We have made a study of the Carnation and Picotees for several years, and, while experts have been enthusiastic about the Lizzie McGowan or Mrs. Thomas W. Lawson, we have been testing and experimenting with German, English, French and Italian seed, and are satisfied to offer the result of our selection. There are no handsomer Carnations in the world, grown in any greenhouse, nor in any condition are they better in habit, style and color than our **Challenge Strain Border Carnation**. Pkt. 25 cts.

BORDER PICOTEES. A suitable companion for the above Challenge Strain. They are the fancy colors ranging in stripes, edgings, spots and irregular blends of two or more colors. Many of them will show that peculiar slate color, mottled deep crimson or pale pink; others will be yellow, striped and splashed with bright cherry or rose, others still will have the white petals bordered with scarlet or the darkest red. We offer the same quality of Picotees as the Carnations. **Our Challenge Strain of Picotees.** Pkt. 25 cts.

Note. Better results will be obtained by starting the plants of the Challenge Strain in August, in flats, and transplanting October 1 into the open ground 1 foot apart. They may be left entirely uncovered the first year. After they have bloomed a slight protection of evergreen boughs will save the plants from being thrashed around by the winds, thus injuring the crown. It is also best to make cuttings of the plants before they are in full flower, selecting the strong side shoots of desirable varieties.

Everblooming Carnation. Fine mixed. Pkt. 10 cts.



Our Challenge Strain of Picotees.

Daisy (English)

Charming plants for edging or borders. The flowers are compact, solid heads of petals, white, pink, red and variegated. The plant is a mass of bloom very early in the spring, and as a companion to the pansy it has no equal, being in bloom at the same time. The leaves form a dense mat for 6 or 8 inches around each root when well grown. The seeds may be sown early in boxes in the house and transplanted in the open ground as soon as the ground may be worked, setting plants 6 inches apart. Half-hardy perennial.

- Double White.** Pkt. 5 cts.
- Longfellow.** Double, bright rosy pink. Pkt. 5 cts.
- Mixed.** Pkt. 5 cts.



English Daisy.

Delphinium (Larkspur)

A class of very beautiful plants with curiously cut foliage and magnificent, stately stalks of flowers of nearly all the blue shades. The seed should be sown in the early spring in the open border where the flowers are to remain. In flower from July to October. Hardy perennial.

- Elatum.** Bright blue flowers with black centers, appearing as if a bee was sipping honey from the center of the flower, hence called the Bee Larkspur; an old-fashioned favorite. Pkt. 5 cts.
- Formosum.** Dark rich, blue flowers with white centers. Pkt. 5 cts.
- Hybrids.** Fine mixture. Pkt. 5 cts.

DIGITALIS. See Foxglove.

Dolichos Lablab

(See also Hyacinth Bean)

Splendid climbers with fine foliage and abundant clusters of purple and white flowers, which later develop into ornamental seed-pods. Plant the beans 1 inch deep where they are to remain, cultivating as ordinary Pole Beans. 10 feet. Pkt. 5 cts.

Eschscholtzia (California Poppy)

Pretty little bedding plants with finely cut foliage, bearing an abundance of bright orange and yellow shades of poppy-like flowers throughout the season. Sow the seed in the beds where the plants are to bloom, as they do not transplant easily. Hardy annual.

Mandarin. Inside of the petals when flowers are in bloom bright orange-yellow, the outside in the bud clear scarlet, very distinct. Pkt. 5 cts.

Fine Mixed. Pkt. 5 cts.

Echeveria (Hen and Chickens)

Always prized as a curiosity in every garden, many varieties grow readily from seed, which may be sown in ordinary sand and the plants transplanted in-pots as they develop. Largely used for carpet-bedding.

Fine Mixed. Pkt. 10 cts.



Maidenhair Fern.

Ferns

Many of the rare Ferns which sell at high prices in our greenhouses may be raised from seed as easily as any of our ordinary flowers. Prepare the flower-pot half-full of broken crock for drainage and fill the balance of the pot with a mixture of equal parts of clear sand and old leaf mold. When ready to sow, water the soil in the pot thoroughly till the entire contents is soaked, let stand for a minute or two to drain, then sprinkle the Fern spores on the surface; cover the pot with a pane of glass and set in some shady corner where the sun will not strike. As the young plants appear they may be potted off or set out as occasion demands. Pkt. 15 cts.

Feverfew (Matricaria)

A pretty little hardy annual bearing small double flowers.

- Alba (White).** 2 feet. Pkt. 5 cts.
- Double (Yellow).** 15 inches. Pkt. 10 cts.



Foxglove.

Foxglove (Digitalis)

A fine hardy perennial of stately habit, thriving well in open border year after year. It is especially fine for grouping in front of evergreens or as a background for smaller banks of plants. Sow the seed in August in the open border and transplant to where they are to remain early in October. They will make fine plants the following spring.

Fine Mixed. Pkt. 5 cts.

*Forget-Me-Not, Victoria.***Forget-Me-Not (Myosotis)**

Small, very pretty hardy perennial plants which thrive best in a cool, moist soil and bloom more freely in spring and fall than during the hot summer weather. They also may be grown in window garden during the winter. Sow where the plants are to bloom.


Victoria. The best variety for cutting or for pot-growing plants, which are of a dwarf habit; have very symmetrical flowers, large, sky-blue, and a continuous bloomer. Pkt. 10 cts.

Mixed Colors. Pkt. 5 cts.

FOUR O'CLOCK (Marvel of Peru). See *Mirabilis*.

Gilia

Very free-blooming annual, valuable for bedding and for rockwork. Sow the seed where it is to bloom at almost any season. Plants do well under ordinary conditions in any garden soil. Mixed. Pkt. 5c.

*Gloxinia.***Godetia**

Very pretty blooming annuals, with flowers of satiny texture. They are especially valuable, as they flower freely in shady places where so few flowers will bloom. Sow the seed in the open border, in spring, as soon as the ground can be worked and thin to 1 foot apart.

Mixed Colors. 1½ feet. Pkt. 5c.

Gaillardia

Showy plants with a variety of yellow and orange flowers very freely produced; valuable for massing in beds. The perennial varieties throw magnificent flowers 3 or 4 inches in diameter, of bright yellow-orange and red seal-brown shades. Sow the seed in frames early and transplant after frost has past: for the annual varieties, 1 foot apart each way and for the perennial, 30 inches apart. The perennial varieties are not strictly hardy in our locality and need protection in winter.

Annual Varieties. Fine Mixed. Pkt. 5 cts.

Perennial Varieties. Fine Mixed. Pkt. 10 cts.

*Godetia.***Gloxinia hybrida**

Beautiful greenhouse plants having large leaves and immense, brilliant colored tubular flowers. They should be grown until near perfection of bloom under glass and protected at all times from the wind and rain. Sow the seed in the same manner as advised for ferns. Beautiful shades. Mixed. Pkt. 25c.

GOLDEN FEATHER. See *Pyrethrum*.

Gypsophila (Infant's' Breath)

Sturdy plants bearing throughout the season loose panicles of very fine delicate flowers, valuable for bouquet work. Bloom throughout the season from the middle of July till frost. Seed should be sown early in the spring. Perennial varieties should be sown in August in light, sandy soil just lightly covered with sand and the ground firmly pressed about them; transplant the following spring to where they are to remain, setting 18 inches apart. These plants increase year after year and should be represented in every garden.

Muralis. Annual; 20 inches. Pkt. 5 cts.

Paniculata. Perennial; 30 inches. Pkt. 5 cts.

Gourds

Very popular climbing vines having a large variety of fruits, ranging in size from a cherry to immense clubs 6 feet long. Seed may be sown in light sandy soil where the plants are to remain, after all danger of frost has past. All varieties are tender annuals.



Mixed Gourds.

- Egg-Shaped.** Pkt. 5 cts.
- Apple-Shaped.** Pkt. 5 cts.
- Pear-Shaped.** Pkt. 5 cts.
- Bottle-Shaped.** Pkt. 5 cts.
- Dipper-Shaped.** Pkt. 5 cts.
- Snake-Shaped.** Pkt. 5 cts.
- Hercules' Club.** Pkt. 5 cts.
- Gooseberry.** Pkt. 5 cts.
- Luffa, or Dishcloth.** Pkt. 5c.
- Mixed.** Pkt. 5 cts.

Gomphrena (Globe Amaranthus)

The best of the everlasting flowers. May be grown freely from seed in a sandy loam reasonably rich, having a good mixture of clear sand. Sow the seed in the ground in the early spring and thin to 1 foot apart. Fine Mixed. Pkt. 5 cts.

Helichrysum

One of the best everlasting flower sections. Flowers are daisy-like, very bright shades with yellow centers. They should be picked for drying before the flowers are completely open and hung by the stem in some cool room or shed free from moisture. Sow the seed in any rich garden loam and thin to 1 foot apart. Mixed varieties. Pkt. 5 cts.

Heliotrope

This popular flower is too well known to require description. Seed may be sown for early flowers in hotbeds and transplanted, or may be sown in the open border in May.

- Light Shades.** Fine mixed. Pkt. 5 cts.
- Dark Shades.** Fine mixed. Pkt. 5 cts.

Heuchera sanguinea

A new plant of great merit, making fine dense clumps of leaves from the root which sends up strong, slender flower-stalks 12 to 18 inches high, bearing bright crimson flowers lasting well when cut. Pkt. 10 cts.

Hibiscus Moscheutos Rosea

Showy plants having immense cup-shaped flowers averaging 4 or 5 inches across. Succeed in any ordinary garden soil and quite unusual in cultivation. Sow the seed where the plant is to remain in the border. Cover not over ½ inch and thin to 3 feet apart. Hardy perennial. 3 feet. Pkt. 10 cts.

Hollyhock

Stately hardy perennial, ranging from 3 to 7 feet high, bearing magnificent double flowers, ranging in color from white, through the shades of yellow, orange, red and lavender to deepest crimson. The newer varieties give fine blooms of the salmon-pink shades. Seed may be sown in July or August and transplanted to where the plants are to flower the following year. While the Hollyhock is perennial and lives from year to year in well-drained soil it is advisable to make sowings every year for the following year's bloom, for blooms on new plants are much finer than on plants two or three years old. Our selection is from Chater's finest English strain and is unsurpassed for quality. Mixed colors. Pkt. 10 cts.

Allegheny. Colors similar to the above, but the flowers are double, of a silky texture, with fringe and scalloped edges to the petals. Mixed colors. Pkt. 10 cts.


Hop, Japanese

A quick-growing climber bearing dense masses of foliage; valuable for covering unsightly places quickly. **Green.** Pkt. 5 cts.

Variegated. Leaves distinctly mottled white and light and dark green; very distinct. Pkt. 5 cts.

Irish Kämpferi (Japanese)

These beautiful hardy perennials may be grown readily from seed in any garden soil. Sow the seed in June and transplant in September into good, rich soil where they are to bloom the following year. Colors vary from white through shades of blue and lavender to deep purple. Many of these flowers will give double flowers bearing six petals instead of three, often measuring 8, 9 and 10 inches across. They are beautifully veined and mottled. Hardy perennial. 3 feet. Pkt. 5 cts.



Double Hollyhocks.



Ipomœa, Imperial Japanese.

Ipomœa

Luxuriant climber, bearing large Morning-Glory-like flowers with dense foliage. Seed should be soaked in hot water for six hours before sowing, and they may be planted, where they are to climb, at the bottom of the trellis or beside the piazza.

Mexicana grandiflora hybrida (True Moon-Flower). Flowers very large, white and bloom early. Pkt. 10 cts.

Mexicana grandiflora hybrida, Blue. Clusters of large blue flowers. Sow very early. Pkt. 25 cts.

IMPERIAL JAPANESE. These are the wonderful Japanese Morning-Glories of recent introduction. The leaves and the flowers vary in shade, color and texture; some of the leaves will be splashed and mottled with dark green and pure white, and the flowers beautifully fringed and ruffled about the edges. Pkt. 10 cts.

We should be pleased to furnish a packet of these beautiful climbers for trial, on request, free with your general order of flower seeds.

Ice Plant

A curious little plant for rockeries and hanging baskets. The foliage and stems have the appearance of being covered with ice. Mixed varieties. Pkt. 5c.

Impatiens

Beautiful plants with pale green, nearly transparent leaves and stems, the flowers of the most beautiful shade of rosy scarlet. They are continually in bloom on the window sill and very easily grown from seed. Seed may be sown in pots of light loam, and thin plants out to not over 3 in a 6-inch pot. By occasionally pinching back the end of the stem to check the growth they will branch and make masses of beautiful green studded all over with lovely flowers. This plant needs thorough drainage in the pot.

Sultani. Scarlet. 1 foot. Pkt. 25 cts.

Mixed. Yellow, orange and scarlet. Pkt. 25 cts.

JOSEPH'S COAT. See Amaranthus.

JAPANESE HOP. See Hop.

Lemon Verbena

Greatly prized for its aromatic leaves. Pkt. 5 cts.

Lantana

A genus of rich green shrub-like plants, bearing flowers in verbena-like heads, ranging in all colors of pink, purple, yellow and white. Sow in boxes early in spring and transplant 1 foot apart in beds after danger of frost has passed. Fine mixed. Pkt. 5 cts.

Larkspur

The annual varieties of Delphinium which are usually given this name. They range in color from very pale blue to dark purple with several rosy shades. Mixed, Blue and Rose. 2 feet. Pkt. 5 cts.

LATHYRUS. See Sweet Peas.

Lavendula (The True Lavender)

This is the variety from which the Lavender used in toilet articles is gathered. Sow in light, dry soil where the plants are to remain; thin to 1 foot. Pkt. 5 cts.

Leontopodium (Edelweiss)

The true Alpine frost-flower may be very easily grown from seed in our own country. Flowers, leaf and stem of the entire plant are coated with white, woolly hair. A great curiosity. Pkt. 10 cts.

Lobelia

A charming genus of blue plants, admirably adapted for bedding, edging and rockwork; very dark foliage, and pretty blue and white flowers rendering them very attractive. Sow the seed indoors in a box with just enough earth to cover, shade the soil until the seed germinates and transplant to 6 inches apart, either in beds or open garden. Half-hardy annual.

Speciosa (Crystal Palace). The best variety, with rich green leaves and a continuous bloom of beautiful, intense blue flowers. 5 inches. Pkt. 10 cts.

LOVE-LIES-BLEEDING. See Amaranthus.

LOVE-IN-A-MIST. See Nigella.

Lupin

A large family of strikingly handsome plants; leaves generally wheel-shaped with petiole from the center, more or less divided. Flowers in panicles or spikes of many shades, the flower spike much resembling that of the Chinese Wistaria vine except that it is erect instead of drooping. We offer a curious mixture of these seeds which will develop into many varieties. Pkt. 5 cts.



Leontopodium (Edelweiss).

Lychnis Chalcedonica (London Pride)

The old-fashioned garden favorite with habit very much like the Sweet William, but the flowers are brilliant, dazzling scarlet. Pkt. 5 cts.

MIRABILIS. See Marvel of Peru.

Marigold

Easily grown in both the dwarf and tall varieties from seed sown in the open border. Colors vary from pale sulphur to yellow and orange to red and seal-brown.

African Section

Plants of strong growth, 2 feet, high carrying immense full double flowers.

Eldorado. Large, full, double, bright yellow. Pkt. 5 cts.

Garden Delight. Plants dwarf, with large lemon-yellow flowers. Pkt. 15 cts.

Fine Mixed. Pkt. 5 cts.

French Section

Stocky, dwarf plants not over 1 foot high, continually bearing until cut with frost, double blossoms of lemon, orange and brown. Dwarf mixture. Pkt. 5 cts.



Marigold, Eldorado.

Maurandya

Very pretty vines, useful for greenhouse or garden culture; profuse bloomers. Mixed. Pkt. 5 cts.

MESEMBRYANTHEMUM (Ice-Plant). Pkt. 5 cts.

Marvel of Peru

(**Mirabilis, Four O'Clock**)

Handsome plants making a brilliant display of colors from the middle of July till frost. Flowers are spotted and striped, no two exactly alike, and very often different colors on the same plant. Sow in the open ground in May and transplant to 2 feet apart. Fine mixture. 2 feet. Pkt. 5 cts.

Mimulus (Monkey Flower)

Showy, with musk perfume; very floriferous. Sow the seed on the top of the soil, pressing firmly, but not more than just enough to cover. Thin out to 1 foot apart.

Cardinalis. Scarlet. 1 foot. Pkt. 10 cts.

Moschatus. Dwarf Musk Plant; pale green leaves and yellow flowers very strongly musk-scented. Pkt. 5 cts.

Morning-Glory

Tall; an old-fashioned home favorite climber for quick covering of trellises and arbors. Flowers bloom early in the morning and close in the heat of the day.

Mixed. Pkt. 5 cts., oz. 10 cts.

Imperial Japanese. See Ipomœa.

MYOSOTIS. See Forget-Me-Not.



Mignonette, Victoria.

Mignonette

This plant is absolutely necessary in every garden. There are many varieties of value; there are also many sorts which are not desirable. The latest of the varieties which we present comprise the cream of the desirable sorts. Sow the seed in the garden at intervals say three weeks apart from April 1 to August, which will give a succession of these delightful, fragrant flowers all through the season. Height 1 foot.

Victoria. Compact, solid heads, with dark, brick-red flowers. 6 inches. Pkt. 5 cts., oz. 60 cts.

Machet. Another deep red sort, somewhat taller in height. 9 inches. Pkt. 5 cts., oz. 60 cts.

Allen's Defiance. 18 inches. Best for house culture. Succeeds very well in open garden. 12 to 15 inches. Pkt. 10 cts.

Sweet. Old-fashioned garden sort. Pkt. 5c., oz. 10c.

Nicotiana affinis (Flowering Tobacco)

Stately tobacco-like plants, bearing throughout the summer tall stalks tipped with numerous pure white, very fragrant blossoms; a recent introduction of much value. Pkt. 5 cts.

Nierembergia

Dainty little plants used for edgings or hanging baskets. Sow the seed in boxes, transplant June 1 a foot apart. Half-hardy perennial. Mixed colors. Pkt. 5 cts.



Marigold, French.

*Nasturtium.*

Nasturtium

Beautiful plants, either climbing or dwarf, bearing throughout the summer a profusion of bright yellow, orange and scarlet blossoms. Valuable for cutting. The seed-pods, while green, are frequently added to pickles and impart a peculiar pungent flavor. Sow the seed early in boxes and transplant in May, or sow the seed out of doors after danger of frost is past where the plants are to bloom. One peculiarity of the Nasturtium is that the poorer the soil is in which they are to grow, the more flowers will be produced. It is advisable on this account, if the flower bed is rich, to work in a liberal supply of sand and coal ashes. In planting out of doors have the seed at least 1 inch deep and 18 inches apart.

Dwarf Varieties

- Empress of India.** Flowers rich, dark crimson, with very dark foliage. The most distinct variety. Pkt. 10 cts.
- King Theodore.** Foliage dark green; flowers nearly black. Pkt. 10 cts.
- Ruby King.** Flowers deep blood-red. Pkt. 10 cts.
- Golden King.** Golden yellow blossoms. Pkt. 10 cts.
- Crystal Palace Gem.** Flowers sulphur, with maroon spots. Pkt. 10 cts.
- Pearl.** Blossoms nearly white. Pkt. 10 cts.
- Fine Mixed.** All shades. Pkt. 5 cts., oz. 10 cts.

Climbing Varieties

- Edward Otto.** Flowers brownish lilac. Pkt. 10 cts.
- Golden.** Pkt. 10 cts.
- Orange.** Pkt. 10 cts.
- Rose.** Pkt. 10 cts.
- Scarlet.** Pkt. 10 cts.
- Fine Mixed.** All shades. Pkt. 5 cts., oz. 10 cts.

Nigella

(**Love-in-a-Mist**, or **Devil-in-a-Bush**)

Singular plants. The blossoms are partially concealed in clumps of finely-cut foliage. Sow the seed in the spring where the plants are to remain and thin to 1 foot apart. Mixed colors. Pkt. 5 cts.

Passion Flower

Climbers of more or less luxuriant leaf growth and wonderfully curious flowers in a variety of shades. Many of them are greenhouse climbers and do not succeed well out of doors. We do not offer the fancy varieties, but suggest a trial of the Wild Southern Passion Flower, which grows wild in our southern States. It comes very readily from the seed. Plant where the vines are to trail. The blooms are very pretty and curious. Half-hardy annual. Pkt. 10 cts.

We should be pleased to present you with one packet free for trial, on request, with your general flower-seed order.

Pansy

Seed should be sown for spring flowers in July in any ordinary soil, and in September plants may be transplanted to where they are to remain and bloom the following year. They will make elegant plants for early spring flowers, and will bloom throughout the spring season till the hot summer suns check the bloom. Pansy seeds sown early in the spring rarely come into perfect bloom before hot weather sets in; consequently the plants are not as compact and sightly, and the blooms are not as desirable as when sown the year before. By constant care Pansy blooms may be had throughout the summer if the plants be well grown and kept continually cut back, producing new growth from the root. They require a heavy, rich soil, though good drainage is absolutely necessary, and a partially shaded situation is better than hot sun all day long.

GIANT CHALLENGE, White. Pkt. 10 cts.

Golden Yellow. Pkt. 10 cts.

Emperor William. Pkt. 10 cts.

Beaconsfield. Pkt. 10 cts.

Bronze. 10 cts.

Mixed. 10 cts.

The above section we consider the most perfect blossoms of the Pansy as grown today. Our seed comes to us direct from the originator of the strain, and we have every confidence that no better seed can be bought at any price.

MASTERPIECE. The new Pansy this year. The edge of each petal is curiously waved and curled, making the flower appear as though it were double. The blossoms are of immense size and borne very freely. The colors are extremely rich and varied. Pkt. 25 cts.

ROYAL EDINBURGH STRAIN. Blossoms are not so large as the Giant Challenge Strain, but of very heavy substance and strong. Rich red shades mostly. No lover of the Pansy should omit this beautiful section. Fine mixed. Pkt. 15 cts.

Choice English Mixed. All colors. Pkt. 10 cts.

Fine German Mixed. Pkt. 5 cts.

Pentstemon

Herbaceous perennials, very free-blooming and hardy. Fine for bedding. Sow the seed where the plants are to remain and thin to 18 inches. Fine mixed. 2 feet. Pkt. 5 cts.

*Pansy, Masterpiece.*

*Double Fringed Petunia.*

Petunia

Well-known and very popular plants for either window garden or open border, blooming throughout the season. The fancy double varieties make beautiful window plants that flower all winter with sunny exposure. Sow the seed on the surface of the ground in boxes or out of doors in June, firming the ground well. After sowing, shade with a newspaper or some like protection until the young plants appear, when they may be given all the light possible. After they have become of sufficient size, transplant to where they are to remain. Half-hardy perennial.

Giants of California. Single varieties in fine assortment of colors. Pkt. 10 cts.

Double Dwarf, Fringed. Plants ranging from 5 to 8 inches in height completely covered with beautiful, striped and mottled flowers in a variety of shades. Pkt. 10 cts.

Good Mixed. Single. Pkt. 5 cts.

Phlox

Very popular hardy annuals and perennials, bearing large heads of dazzling color, especially desirable for massing or for ribbon beds or borders. Sow the seed where the plants are to remain and thin to 10 inches apart for the annual varieties, 2 feet apart for the perennial Phloxes.

Drummondii. Dwarf.

Pure White. 8 inches. Pkt. 10 cts.

Bright Scarlet. 8 inches. Pkt. 10 cts.

Grandiflora. Vivid crimson. 10 inches. Pkt. 10 cts.

Scarlet and White. 10 inches. Pkt. 10 cts.

Perennial. Mixed colors. 3 feet. Pkt. 10 cts.

Fine Mixed. Dwarf. Pkt. 5 cts.

PINK. See Dianthus.

PICOTEE. See Dianthus.

Platycodon (Giant Bellflower)


Fine, hardy perennial, bearing throughout the season, large blue or white flowers resembling the wild harebell but each bloom fully as large as a silver dollar. Sow the seed in the open border; thin plants to 2 feet apart covering seed not over $\frac{1}{4}$ of an inch. Fine mixed. Large. Pkt. 10 cts.

PEAS. See Sweet Peas.

Pyrethrum aureum

Fine for borders or edgings of beds. The Golden Feather is the most desirable, showing tufts of golden yellow, finely-divided fern-like leaves. Pkt. 5 cts.

*Mixed Phlox.*



Shirley Poppies.

Poppy

The best results in growing Poppies are obtained by sowing very early in the spring while the ground is cool and moist. The seed should be sown on the surface, pressed in with a board and slightly shaded with a newspaper or other material until the young plants appear. Sow thinly, and after the young plants become established, thin out to one foot apart in the beds where they are to stay. It is unsatisfactory work to transplant Poppies in the annual varieties. There are none so dainty and effective in the border as the Shirley section. We have seed grown by the original English producer of this strain, and having tested it for years can vouch for its reliability. It is not generally known that Poppy blooms if cut early in the morning before fully open and placed in water will keep without wilting for two or three days in some varieties and others even longer; this is especially true of the Shirley strain.

The Shirley. For large packet, enough for a bed 10 feet square, which will be a mass of bloom all summer, 10 cts.

Double Carnation-Flowered. Petals fringed; bright shades. Pkt. 5 cts.

Mikado. Flowers white fringed with rose. Pkt. 5c.

Mephisto. Beautifully fringed from the deepest crimson to pure white. Pkt. 5 cts.

Peacock. Deep scarlet, with broad purple-black centers. Pkt. 5 cts.

Perennial Varieties

Oriental. The largest Poppy grown, flowers often measuring ten inches across, colors ranging from deepest crimson to bright brick-red with black center. Pkt. 5 cts.

Maid of the Mist. Beautiful white center and fringed. Pkt. 5 cts.

Nudicaule (Iceland Poppy). Dainty, hardy yellow Poppy with tufts of leaves, sending out, throughout the spring, a countless number of stems from the root with beautiful satiny flowers, white, lemon or orange in color. This seed must be sown early. Pkt., mixed, 5 cts.

Portulaca

Unsurpassed for dwarf bedding; of brilliant shades of color. Sow the seed thinly on the surface of the soil where the plants are to remain. These little plants flourish under any ordinary cultivation and in any kind of soil. Where the ground is very dry they do extremely well.

Single Varieties. All colors mixed. Pkt. 5 cts.

Double Varieties. All colors mixed. Pkt. 10 cts.

Primrose

Hardy Garden Varieties. Mixed. Pkt. 5 cts.

Chinese. Fine for winter or spring blooming in window culture. Do not succeed well out of doors. Sow the seed as directed for ferns and transplant into pots kept in a cool window. Fine mixed. Pkt. 25 cts.

Evening. Hardy annuals bearing throughout the season a profusion of lovely flowers in white, pink and yellow. Mixed varieties. Pkt. 5 cts.

Ricinus (Castor Oil Bean)

Elegant plants for tropical effect in the garden. Many varieties attain the height of 10 feet, with leaves often 30 inches across, and will grow readily from seed, which should be planted in boxes in the house and transplanted in June; or seed may be planted in the open ground after danger of frost is past. Observe: These do well in any garden soil, but the richer the ground the larger the growth. We have grown them for several years to cover an unsightly compost heap and they have reached the height in several instances of 15 feet, making fine appearing trees. Set at least 4 feet apart.

Borboniensis. Very fine. 10 feet. Pkt. 5 cts.

Gibsoni. 6 feet. Pkt. 5 cts.

Philippinensis. Enormous leaves. Pkt. 5 cts.

Zanzibariensis. A variety of shades. Pkt. 10 cts.

Mixed. Pkt. 5 cts.



Ricinus (Castor Oil Plant).

Rhodanthe

Beautiful, everlasting flowers. Rich shades. Mixed. Pkt. 5 cts.

Rocket, Sweet

An old-fashioned hardy favorite, bearing white flowers on tall stems 2 feet high; very fragrant. Pkt. 5 cts.

Salpiglossis

Showy annuals with large, bright, velvety funnel-shaped flowers, delicately veined and mottled. Fine for bedding. Sow the seed where it is to remain and thin to 18 inches apart. They need rich soil for fine results.

Dwarf Mixed. Pkt. 5 cts.

Tall Mixed. Pkt. 5 cts.

Salvia (Flowering Sage)

Sow the seed in boxes or frames in April, and transplant after danger of frost is past. They require light, rich soil and bear plentiful slender spikes of brilliant flowers until cut down by late frost.

Splendens. Brilliant scarlet. 2 feet. Pkt. 10 cts.

Silver Spot. Same as above but the foliage is elegantly spotted with yellow. Flowers large and abundantly borne until frost. Pkt. 25 cts.

Sanvitalia procumbens

Very pretty, dwarf, trailing plants for rockwork or border; double flowers of bright golden yellow and produced in such abundance as to nearly hide the foliage. Sow the seed where the plants are to remain. Double. Pkt. 5 cts.

Saponaria (Soapwort)

An old-fashioned roadside favorite with reflex petals of white or pale pink tinted flowers which closely resemble the Maltese cross. These flowers are borne in great clusters throughout July, August and September. Plants should not be allowed to develop seed in the garden, as they self-sow and choke out everything else near. Sow the seed anywhere and thin to 18 inches apart. Hardy annual. Mixed. Pkt. 5 cts.

Snapdragon

One of the best border perennials. Its curious face-like flowers with very vivid, bright colors always attract attention. Seed may be sown in the open ground early in the spring and transplanted to 1 foot apart in June. These plants will bloom in July and August.

Dwarf Varieties. Fine mixed. 8 inches. Pkt. 5 cts.

Tall Varieties. Fine mixed. 1½ feet. Pkt. 5 cts.



Salvia splendens.



Snapdragon

Scabiosa (Mourning Bride)

One of our best summer border plants; of compact, dwarf habit. Flowers are borne on long, wiry stems in a great variety of colors. Sow in the open border in May. Plants will bloom from August until frost. Hardy annual. Splendid mixed. Pkt. 5 cts.

Schizanthus Papilionaceus (Butterfly Flower)

Sow in boxes in the house and transplant to the open ground in May. Half-hardy annuals. Pkt. 5 cts.

Sensitive Plant (Mimosa)

A curious plant with finely divided foliage, which closes together on being touched by the hand. It also closes before night and opens in the morning, each leaf going through this very peculiar habit. Sow in June where the plants are to remain. Thin to 6 inches apart. Pkt. 5 cts.

Smilax

A greenhouse perennial climber which does fairly well in the open ground if started early. Seed should be sown in boxes in March in the window and plants pinched back to encourage root growth. Transplant into pots in June and sink the pot in the soil at the foot of the trellis where the vine is to climb. By transplanting into pots the plants may be taken into the house in autumn, when there is danger of frost, and thus saved during the winter. Pkt. 10 cts.

Stock, Ten Weeks

Half-hardy annuals of easy culture and profuse bloom. Seed should be sown in a box in the house early and plants transplanted several times before setting out in May and June.

- Double Giant Perfection, White.** Pkt. 10 cts.
- “ “ “ **Blush.** Pkt. 10 cts.
- “ “ “ **Crimson.** Pkt. 10 cts.
- “ “ “ **Light Blue.** Pkt. 10 cts.
- “ “ “ **Yellow.** Pkt. 10 cts.
- “ “ “ **Dark Blue.** Pkt. 10 cts.

Fine Mixed. Same as above. Pkt. 10 cts.

Dwarf Mixed. Pkt. 5 cts.

Sunflower

Stately plants bearing immense quantities of bright yellow flowers. Too well known to require description. They succeed in any ordinary soil.

Mammoth Russian. Single. 8 feet. Pkt. 5 cts.

California. Double, globe-shaped flowers. Pkt. 5 cts.



Since the time of the tulip craze early in the last century, no flower has taken hold of the hearts of the people or been accepted with the enthusiasm manifested by all lovers of flowers as the Sweet Pea has. It is only within the last decade that the Sweet Pea has been improved to any great degree, and today we find the varieties and shades practically endless. We feel an almost fatherly interest in the progress of the Sweet Pea, as the first Sweet Pea show that was ever held in the United States was held in our store, and the first public exhibition, in a hall, that was held exclusively for Sweet Peas was made up largely from blooms grown on our own trial grounds. Growers and hybridizers of Sweet Peas have appeared in all parts of this country and Europe, although our own state of California has supplied the world with Sweet Peas for seed for the last 4 or 5 years. The increase has been so enormous that one California ranch this past year planted and harvested over 300 acres of nothing but Sweet Peas. There are listed in the numerous seedsmen's catalogues about 240 separate varieties of Sweet Peas, and while we do not pretend to keep track of all these varieties, we have selected, as they appear, the cream of the entire list. We have either grown the varieties ourselves, on our own grounds, thoroughly testing their merits, comparatively, or we have thoroughly investigated those grown by specialists and satisfied ourselves of the relative worth of every variety in our Catalogue. The ordinary garden, of course, has not the room to grow so many varieties separately, but we earnestly urge, for the sake of the Sweet Pea itself, that the varieties be grown in separate colors. On looking over our list of Sweet Peas, a specialist would, perhaps, be disappointed in not seeing the "new introduction" list Mr. Henry Eckford, of England. We are not putting them out because we are doubtful of their giving satisfaction. English-grown seed has not the vitality which our native seed enjoys. For at least 2 years the progeny are weaklings, and for the layman, decidedly disheartening. It is our firm belief that Sweet Peas, as well as cattle, horses and dogs, may be bred too fine, and, until Eckford's seed has been fortified by our strengthening California growth, we do not recommend it for ordinary purposes.


Sweet Peas should be sown as early as possible in ground which has been cultivated for corn or potatoes previously. Never sow the seed where Sweet Peas were grown the year before. The ideal soil and conditions for beautiful Sweet Peas are furnished on our surrounding hills. Seed planted in sod land that was plowed in the fall seems to thrive better than in any other condition which may be provided. These conditions cannot be arranged in every case, but splendid results may be obtained as advised above. The seed should be sown in shallow trenches and covered not over 2 inches with soil. It is customary to sow a double row of seed, 10 to 12 inches apart, and the seed placed 3 inches apart in the row. The soil should be firmed on top of the seed thoroughly, and after the young plants attain the height of 3 inches draw in the soil from each side of the row, gradually hilling up, as for beans. Brush should be placed as early as possible, and for this we recommend straight white birch saplings cut 7 feet long. These may be inserted into holes made 18 inches deep with a crow-bar, and will furnish fine support throughout the season for the heaviest vines. After the plants take hold of the brush and begin to climb, if the weather is exceedingly dry and hot, they should be watered in the cool of the evening and thoroughly drenched. Do not water again until absolutely necessary, and bear in mind when you do this you are to make a business of it. A sprinkling now and then is only an aggravation, and is of no value to the plant whatever. In hilling up about the plants many of the commercial fertilizers may be used, and we have found the acidulated bone products especially valuable. Pure ground bone is too slow in its action to be of much benefit to the Sweet Pea the same year it is applied. There are, in our immediate neighborhood, many pests of the Sweet Pea which may be overcome by spraying. There are so many solutions and remedies that we cannot spare the

space in this Catalogue to describe them, but we should be pleased to answer correspondence for individual cases. As the flowers on the vines appear they should be kept cut. If allowed to come to seed it checks the bloom of the plant early. We advise sowing one ounce of seed to 10 feet of double row.

General List of Sweet Peas

oz. 10 cts., ¼lb. 25 cts.

- Aurora.** A grand flower, of largest size. Orange-salmon stripe on white ground.
- America.** Heavy blood-red striped on white ground.
- Apple Blossom.** Large; shaded pinkish rose and white.
- Brilliant.** New hooded, crimson-scarlet self.
- Blanche Ferry.** Pink and white.
- Blushing Beauty.** Large, hooded form; delicate pink.
- Boreatton.** Very dark maroon, self color.
- Butterfly.** White, edged with porcelain blue.
- Blanche Burpee.** Pure white.
- Captivation.** Shell form. Rosy purple. Distinct.
- Cardinal.** Scarlet-crimson.
- Captain of the Blues.** Large; blue and mauve.
- Celestial.** Delicate mauve.
- Chancellor.** Salmon-orange.
- Countess of Radnor.** Beautiful pale mauve.
- Crown Jewel.** Rosy violet.
- Countess of Aberdeen.** Creamy white.
- Cupid, White.** Dwarf.
- Cupid, Pink.** Dwarf.
- Daybreak.** White ground, crimson-scarlet cloud on back of standard.
- Dorothy Tennant.** Large; deep, rosy mauve.
- Duchess of Edinburgh.** Bright scarlet and crimson-white tip.
- Duchess of York.** White, striped and barred with delicate pinkish purple.
- Duke of York.** Reddish pink, wings tipped with primrose.
- Duke of Clarence.** Large; rich rosy claret.
- Emily Henderson.** Good white.
- Emily Eckford.** Large; rosy mauve or lavender.
- Firefly.** The best scarlet to date.
- Gaiety.** Large; white ground, with bright rosy pink stripes.
- Golden Gleam.** Clear yellow-primrose. Grandiflora type.
- Gorgeous.** Salmon-orange.
- Gray Friar.** Watered purple on white ground.
- Her Majesty.** Large, bright rosy pink, self.
- Ignea.** Intense scarlet-crimson.
- Imperial Blue.** Blue and mauve.
- Juanita.** Pure white, lined and penciled with pale lavender.
- Katherine Tracy.** Pale rose self.
- Lady Beaconsfield.** Salmon pink and pale primrose-yellow.
- Lady Nina Balfour.** Light lavender.



- Lady Penzance.** Very beautiful light orange-rose.
- Lemon Queen.** Almost white, with pale lemon tint.
- Lovely.** Soft shell pink, of good size and form.
- Maid of Honor.** Pure white, edged porcelain blue; old Butterfly improved.
- Mikado.** Orange-cerise ground, striped white; large flower.
- Mars.** Intense crimson-scarlet. Grand blooms.
- Meteor.** Rich orange-salmon.
- Mrs. Eckford.** Large; primrose-yellow.
- Mrs. Joseph Chamberlain.** Large; white ground, striped bright rose.
- Mrs. Sankey.** Large; fine white.
- Monarch.** Large; bronze-maroon and dark blue.
- Navy Blue.** Almost pure blue.
- Novelty.** Deep rose pink, tipped with orange.
- New Countess.** The original Pale Lavender or Radnor. Grandiflora type.
- Orange Prince.** Bright orange-pink.
- Oriental.** Finest orange.
- Othello.** Best mahogany.
- Ovid.** Deep rose-pink.
- Peach Blossom.** Cream ground shading to deep flesh-pink.
- Primrose.** Pale primrose-yellow.
- Princess May.** Pale lavender.
- Princess of Wales.** White ground, mauve striped.
- Purple Prince.** Deep purple.
- Prima Donna.** Light blush-pink self; elegant large blooms.



Cupid Sweet Peas.

Sweet Peas, continued

- Ramona.** Creamy white, striped with soft flesh-pink.
Royal Robe. Large; pale carmine blush.
Royal Rose. Greatly improved form of Apple Blossom.
Sadie Burpee. Best white type. Pure white, with white seed.
Stella Morse. Apricot.
Senator. White ground, purple striped.
Splendour. Bright scarlet-rose.
Stanley. Large; dark maroon self.
Venus. Large; salmon-bluff.
Waverly. Rosy claret, with blue wings.

We are frequently asked to select the best set of twelve Sweet Peas from the above list, and we have done so with the aim of accommodating all conditions of gardens. This set was recommended by the Hampden County Horticultural Society, special committee of expert growers, appointed for that purpose. It is unnecessary to state that each variety is a type of its color, and the entire set cannot be surpassed at any price by any seedsman in any country. It gives, in the ordinary garden of Sweet Peas, the widest range of color possible, together with the largest bloom. If we were confined to twelve varieties of Sweet Peas, we should name every one of the following as the representative of its shade or otherwise of special value in the home garden.

- | | | |
|---------------|-----------------|----------------|
| Aurora, | Blanche Burpee, | Blanche Ferry, |
| New Countess, | Firefly, | Golden Gleam, |
| Her Majesty, | Lovely, | Maid of Honor, |
| Royal Rose, | Stanley, | Venus. |

We offer the entire set, in separate packets of 100 seeds each, enough to make a double row 25 feet long, for 25 cts. Sent, postage paid, to any part of the United States. Each collection will be accompanied by our pamphlet, "Practical Helps," on Sweet Peas, and as a special offer beginning the 20th century, we will include a trial packet of one or the other colors of Cupid Novelties. These varieties, in the quantities offered, cannot be had of any other seedsman in the United States at the price. We want you to know what we know about the Sweet Pea.

Brightwood Six

It is often the case that one does not wish to spare the room for 25 feet of Sweet Pea row, but still would like the cream of the varieties for picking from all summer. For this purpose we have selected the "Brightwood Six," which is identical with the set above in quality, except that these give six varieties instead of 12, as follows:

- | | |
|---------------------|-------------------|
| Countess of Radnor, | Duke of Clarence, |
| Royal Robe, | Ovid, |
| Dorothy Tennant, | Lady Penzance. |

These six varieties make the most exquisite blend of color, cut and bunched either separately or together. This seed also is put up with "Practical Helps" in each collection. Per set, postpaid, 15 cts.

Cupid Sweet Peas

Among the most interesting novelties of recent introduction are Cupids or Dwarf Sweet Peas. These are strong-growing, energetic vines spreading 15 inches in diameter and only 4 or 5 inches high; the flowers are borne on stems about 4 inches long. These are grown more as curiosities than for cut-flowers, though the blooms are often as large as on tall-growing sorts. Fine for edging or borders. Planted in separate colors make unique carpet beddings. Cupid now appears in nearly all the shades, and within a year or two it will be possible to plant either Dwarf or Tall Sweet Peas of any desired shade. We offer five distinct colors.

White Cupid, Fire-Fly Cupid, Countess of Radnor Cupid, Boreatton Cupid, Pink Cupid. In separate colors. Pkt. 5 cts., oz. 20 cts.

We also offer a mixture of the newer shades, 40 varieties in all, raised by Mr. Burpee, the largest dealer in Sweet Peas in America. Pkt. 10 cts., oz. 25 cts.

Florists' Mixture

It has been our custom for several years to prepare a mixture of the up-to-date varieties as they occur and prove desirable for the small garden, where space was limited and still where lovers and admirers of the Sweet Pea could grow actually the very best varieties known in a mixture. The fact that the seed is mixed is oftentimes a temptation to the cheap seed collection-man to fill with inferior seed; the packet measuring just as full, looks just as well, and until the vines bloom the customer appears to get more for his money in this way. Our "Florists' Mixture" we have always held at the top notch of quality and when we offer it today we are satisfied that the quality will be unsurpassed by any seedsman in the land. There are no better varieties on earth than these put into our Florist Mixture; there are no inferior varieties put in to fill up. Every bloom which comes on the row of our "Florists' Mixture" will be found correct in form, shade and substance and in every way equal to the most expensive seed grown. Our Sweet Peas are thoroughly tested; they are of high germination, true to name and will prove satisfactory to the most exacting gardener. Every garden to be complete must have one row of Sweet Peas. No Sweet Peas are better than ours. We guarantee the seed and will cheerfully refund purchase price on all complaints of failure. Special Pkt. Oz. 25 cts., ¼ lb. 75 cts., lb. \$2.

Eckford Mixture

While not as choice in selection as the preceding, the Eckford Mixture will give great satisfaction. All the shades of recent introduction are represented, and as there are 20 varieties blended with reference to delicacy of shading, we claim that it is the best mixture for general purposes at so low a price that can be had. Oz. 10 cts., ¼ lb. 25 cts., lb. 75 cts.

OUR SWEET PEA GUARANTEE (on every packet). We guarantee this seed to be fresh, true to name, of high germinating power, and just as represented. It is live seed. It ought to grow. The purchase price will be cheerfully refunded in every case where it fails.

Sweet William

A section of plants closely allied to China and Japanese pinks, but the flowers are borne in immense heads with various beautiful marks. Sow the seed in August and transplant in October where the plants are to remain, cultivating as for other varieties of Dianthus.

Splendid Mixed. Pkt. 5 cts.
Splendid Mixed. Double. Pkt. 10 cts.

Thunbergia

Beautiful half-hardy annuals of twining habit, making fine plants for the conservatory or sheltered spot in the open border. Fine mixed. Pkt. 5 cts.

Verbena

An indispensable popular trailing bedding plant. Treat as hardy annuals. They bloom freely the first season, bearing immense heads of dazzling self-color, striped and variegated flowers. They are frequently propagated from cuttings, but the strongest and healthiest plants are those raised from seed, which should be sown in a light, sandy bed and slightly covered, firming the soil well afterwards. It is well to soak the seed in tepid water four or five hours before sowing, no longer. After the young plants have become established, transplant to where they are to remain, setting 18 inches apart, in soil that is very rich. Single plants have frequently covered a space 4 feet across, but for ordinary garden culture we advise setting closer. We offer the best seed in separate colors and mixed.

White. Pkt. 10 cts. **Pink.** Pkt. 10 cts.
Scarlet. Pkt. 10 cts. **Fine Mixed.** Pkt. 5 cts.



Verbena.

Violet

Sweet scented English flowers, too well known to need description. While we offer the seed, please note that it frequently lies in the ground dormant for a year before germinating. It may be grown, however, with little trouble by keeping the bed where the seed is sown clear of weeds, and next spring the young plants will be observed coming up early. They should be transplanted to where they are to remain and may be propagated from runners the same way as strawberries.

Sweet-Scented English. Pkt. 10 cts.

Viscaria (Rose of Heaven)

Free-blooming, hardy annuals, effective in massing. Require a light, sandy soil. Sow the seed as early in spring as the ground may be worked, thinning to 1 foot apart. Succeed best in light, sandy loam. Fine mixed. Pkt. 5 cts.



Violets.

Wallflower

This genus bears abundantly large spikes of bright-colored, very fragrant flowers, valuable for bouquets. Seed should be sown early in the spring and the plants transplanted into pots, sinking the pots to the rim in the ordinary garden; on the approach of cold weather these may be taken out and placed in the window, where they will bloom all winter. Half-hardy perennials. Fine mixed. Pkt. 5 cts.

Whitlavia

Beautiful bell-shaped flowers borne in drooping clusters, with delicate, finely cut foliage. Sow the seed in the open ground, early in the spring, and thin to 1 foot apart. Hardy annuals. Fine mixed. Pkt. 5c

Xeranthemum

One of the old-fashioned everlastings. Sow the seed, early in the spring, where the plants are to bloom; thin to 8 inches apart, and if wanted for drying, cut the flowers before they are fully developed and dry in a cool shed by tying the stems together and hanging up heads down. Fine mixed. Pkt. 5 cts.

Zinnia

No flower in the list has such a wide range of brilliant color as the Zinnia, from white through the shades of yellow, orange and pink to the deepest crimson and purple. They grow very easily from seed, which should be planted in the open ground early and transplanted to 2 feet apart for the tall varieties, 1 foot apart for the dwarf. Half-hardy annuals.

Grandiflora. Double. The best strain of the tall varieties. Fine mixed. Pkt. 5 cts.

Liliput. Very beautiful in habit, growing not over 1 foot high. Flowers, while not so large as the preceding, have all the shades, and by some are preferred for bouquet work. Fine mixed. Pkt. 5 cts.



Double Zinnia.



Evergreen and Lawn View.

Select Lawn and Shade Trees

BEECH, Purple-Leaved. The best grafted and seedling variety; has large, glossy, dark purple leaves in the spring, which change to crimson in summer. \$1 to \$3.

BIRCH, Cut-Leaved. A tree which grows rapidly in all soils, whether sand or clay. Its erect habit and silvery white bark secure for it a place on lawns, parks, cemeteries and broad streets. Our trees are carefully grown, and transplant safely. 4 feet, 75 cts.; 6 feet, \$1; 8 feet, \$1.50; 10 feet, \$2; 12 feet, \$2.50.

HAWTHORN, Double White and Double Scarlet. 4 feet, \$1; 6 feet, \$1.50.

HORSE CHESTNUT, White-Flowering. 7 to 9 feet, \$1.50; 10 feet, \$3.

MAPLE, Schwedlerii. This most desirable new variety has brilliant scarlet leaves in May and June. 7 to 9 feet, \$2; 10 feet, \$3.

Cut-Leaved. A tree of rapid growth, with slender, drooping branches, giving it a graceful appearance. The foliage is abundant, silvery white underneath, and on the young wood it is deeply and delicately cleft. The leaf-stalks are long and tinted red on the upper surface. This is one of the most useful and attractive trees for lawns, or for bordering carriage drives, parks or cemeteries. On small city lots its branches may be shortened and its beauty not impaired, for it will bear cutting as well as the willow. 6 to 8 feet, 75 cts.; 8 to 10 feet, \$1.50; 10 to 12 feet, \$2.

Silver. A tree of very quick growth, large size, very hardy and easily transplanted. On broad streets or for new buildings, where immediate shade is desired, this is one of the most useful and satisfactory. The foliage is bright green above and silvery white beneath. 8 to 10 feet, 75 cts.; 10 to 12 feet, \$1; 12 to 15 feet, \$1.50.

Sugar, or Rock. This is one of the most popular trees for streets, being straight and stately in form. Easy to transplant when grown in the nursery, as it always should be. 8 to 10 feet, 75 cts.; 10 feet, \$1; 12 feet, \$1.50; 14 feet, \$2. Prices of larger trees on application.

MAGNOLIA, Soulangeana. A shrubby, branching, small tree; flowers white and purple, 3 to 5 inches across. Foliage large and glossy. It forms a handsome tree and is one of the most desirable Magnolias. \$1.50 to \$2.50 each; a few extra choice specimens, \$5 each.

OAK, Pin (*Quercus palustris*). 40 to 50 feet. An Oak distinguished from all others by its peculiar beauty. The leaves are deep green and finely divided. As the tree grows the



Purple-Leaved Beech.

Oak, continued

branches droop until the lower ones touch the ground. It is also easily transplanted. It is now much appreciated for its great beauty when well developed. The foliage takes on a partly scarlet and yellow color in the fall. As an avenue tree it is unequalled, and it will also thrive as a street tree in cities. 50 cts. to \$1.

POPLAR, Golden, Carolina. Beautiful trees of quick growth; of great value on new places. 50c. to \$1.50.

PRUNUS Pissardii. The leaves, at first bright purple, change to red-purple, and finally in autumn to a rich shade of black-purple. It is a small-sized tree; very desirable. 50 cts. to \$1.

WHITE FRINGE. A small, round-topped tree, with numerous pure white flowers, long, lace-like or fringe-like, blooming late in June. Bark smooth and clean; leaves shining; a choice lawn tree. 6 feet, 75 cts.; 8 feet, \$1.50.

WILLOW, Laurel-Leaved. This tree is one of the most desirable, especially for new places, where shade is needed quickly. A fine hardy tree for the seaside. \$1 to \$1.50.

Wisconsin Weeping. This is not a drooping tree, but has graceful, pendulous branches like the elm. 4 feet, 50 cts.; 6 feet, 75 cts.; 8 feet, \$1.

Thurlow's. A graceful, picturesque tree of drooping habit and of strikingly vigorous growth. 4 feet, 50 cts.; 6 feet, 75 cts.



Hydrangea paniculata grandiflora.

EVERGREENS

With much study, and at great expense, we have gathered from all parts of the world the best that can be found for this climate. There is no line of trees or shrubbery so immediately effective in beautifying a new place. Our list is too long to be inserted here, but intending buyers are requested to write for description of varieties and prices.

DECIDUOUS SHRUBS


AZALEAS. The beauty of the hardy Azaleas in May and June can scarcely be overstated; brilliant and profuse of blossoms, and often dispensing a delicate and delicious fragrance. We grow both the Ghent and Mollis species in numerous varieties, including almost every shade of pink, white, yellow, orange and scarlet. 25 cts., 50 cts. and \$1 each.

CORNUS Spathii. Valued in winter for its bright red bark, and in summer for its foliage, which is completely bordered with yellow. A very showy and desirable shrub, especially when planted with a background of green. 50 cts. to \$1 each.

FORSYTHIAS (Golden Bells). Vigorous, upright shrubs, which bloom before the leaves appear in April. The blossoms are bell-shaped, of a rich golden color, which brightens the landscape so early as to be indispensable. They are as easily grown as the hydrangea, having no insect enemies. The variety called "Viridissima," however, is tender, and of no value compared with Fortunei, Suspensa and Intermedia. 50 cts.

HYDRANGEA paniculata grandiflora. This is not new, but is the one most easily grown in every kind of soil and exposure, being perfectly hardy everywhere. It produces such great masses of bloom late in summer, lasting until November, that no shrub is so popular. Our plants are well rooted, and will blossom the first season. Every branch terminates in a cluster of flowers. 25 cts., 50 cts. and 75 cts. each; extra strong plants, \$1.

This Hydrangea is now much used in Newport for planting in groups or masses of 25 to 100 plants. The grand effect of such a quantity of bloom is spoken of by visitors,—an exhibition that can be repeated whenever this shrub is grown.



Cut-Leaved Birch. (See preceding page.)



Herbaceous Peonies.

Deciduous Shrubs, continued

VIBURNUM plicatum. This new Snowball from Japan forms an erect shrub 6 feet high. It is in full bloom on Decoration Day, when its large balls of pure white flowers are in great demand. A branch a foot and a half in length, having a dozen or twenty flowers, interspersed with plaited olive-green leaves, is in itself a beautiful bouquet. It is, perhaps, the most pleasing of all shrubs, and the true variety is yet very scarce. 50 cts.; larger plants, \$1. A few extra strong plants, \$2.50 to \$5.

DEUTZIA parviflora. Prof. Sargent describes this new variety as "the prettiest of all the Deutzias." 75 cts. each, \$3 for 5 plants.

SPIRÆA arguta. This new, early-flowering white variety Mr. Thurlow considers the best in his large collection, it being entirely hardy, and in consequence, superior to *Spiræa Thunbergii*. 25 and 50 cts.

Anthony Waterer. A low shrub, 15 inches high, covered all summer with umbels of crimson flowers. 25 and 50 cts.

SHRUBS WORTHY OF ESPECIAL MENTION

50 cts. each, \$4.50 per doz.

ALTHEAS.**BARBERRY, Thunbergii and Purple.****ELÆAGNUS longipes.****GOLDEN SYRINGA.** Fine for low hedges. Leaves golden.**LILACS.** Twenty varieties, single and double. Should be in every garden.**PRIVET, California.** A fine hedge plant.**PTELEA aurea.** For its bright golden foliage.**PURPLE FRINGE.** For its curious hair-like flowers in midsummer.**WEIGELA variegata.** Leaves bordered with yellow.

SHRUBS BY MAIL. We can furnish of sizes suitable for sending through the mail ten shrubs of leading kinds for \$1.

HARDY CLIMBERS, ETC.

BOSTON IVY (Japan Ivy). We grow a large stock of this beautiful climber, so highly valued because it attaches itself to brick or stone as well as wood.

Its foliage is rich and pleasing, the leaves overlapping each other like well-laid shingles, keeping dry everything to which it may be attached. 25 cts. each, \$2.50 for 12 vines; extra strong, 50 cts. each, \$5 for 12 vines.

CLEMATIS paniculata. This new variety is the most rapid grower of all the Clematis family; too vigorous to be grafted on wild, native vines, which grow upon our walls and fences. Hence its great value as a decorative plant. It is in bloom from the middle of August until mid-autumn, and its numerous star-like white flowers and great fragrance cause it to be a favorite everywhere. 50 cts., 75 cts. and \$1 each.

WISTARIA. We offer some very strong plants, as well as those of medium sizes. 50 cts. to \$1 each.

PERENNIAL PLANTS AND BULBS

GOLDEN GLOW (Rudbeckia). This new plant, which grows to the height of 6 feet or more, begins to bloom the last of July and continues for many weeks. The flowers, which completely cover the bush, are golden yellow, 2 inches in diameter, and double. It is the finest hardy plant of recent introduction. 25 cts. each, \$2 per doz.

HELENIUM autumnale superbum. A desirable hardy plant, which blooms the entire fall, and presents masses of golden yellow, making it very conspicuous for grand effect. 25 cts. each, \$2.50 per doz.

GLADIOLUS, California (Burbank's). A strain with delicate and beautiful colors and thick petals. Selected from many thousands. 30 cts. each, \$3 per doz.

Lemoine's and Gandavensis. Mixed colors. 50 cts. to \$1 per doz.

We have printed a special circular of this popular bulb, giving description of varieties, prices, mode of cultivation, etc., which we will mail free on application.

IRIS Kämpferi. This new species from Japan possesses a grace of outline and delicacy of coloring not to be found in other combinations except the finest of tropical flowers. The cost of arranging and planting is very little in comparison with the pleasure of seeing their beauty to the best advantage. \$3 per doz.; selected seedlings, \$1.50 per doz.

PÆONIES, Herbaceous. Pæonies, beyond question, by their grand and gorgeous flowers, are among the most showy and useful of decorative plants. Not only are they large and splendid in color, but most of the varieties are as sweet-scented as the rose. They are quite hardy, and are of the easiest culture. We have, at great expense, brought together one of the largest collections in this country, our list of varieties and colors being too long for insertion in this Special Catalogue. Strong roots, per doz., all different named sorts, \$4; strong roots, per doz., without names, \$3.

TREE. These magnificent plants are rarely seen, though they are hardy and grow readily. They are difficult to propagate, and therefore the price is considerable, and they will never be common. The flowers of some varieties are 6 to 8 inches across. Named varieties, \$1.50, \$2 and \$3 each.

PHLOXES. Well-known hardy plants of great beauty and variety. Our collection is a selection of dwarfs in preference to the taller varieties, and includes every shade of color for which this family of plants is so distinguished. 25 cts. each, 10 plants for \$2.

OTHER NEW PLANTS are Lilies, Anemones, Hypericum Moserianum, Caryopteris.

See our special offer on back cover, "Plant a Tree." 'Tis worth a trial, and will repay you many times over in the years to come. You owe something to posterity; you are benefited by the efforts of your predecessors, and it's your turn now. Ponder this.

Roses

Recognizing the importance of robust healthy habit, hardiness and freedom of bloom, combined with beauty of flower, we have selected varieties best adapted to the conditions of our New England climate, etc. While our stock includes upwards of 100 sorts, we mention the following dozen hardy varieties as best suited for general cultivation.

Anne de Diesbach. Clear bright carmine; very large and finely shaped; full, and fragrant.

Baron de Bonstetten. Dark red, almost black; very large, double, fragrant flowers; a strong grower.

Baroness Rothschild. Rich satiny pink, very large and double; one of the best.

Fisher Holmes. Magnificent scarlet, shaded with deep velvety maroon; very brilliant, large and full.

General Jacqueminot. Now known everywhere. The most popular of all Roses of the hybrid perpetual class. Color rich crimson; of fine shape and exquisite fragrance.

Mme. Plantier. Pure white.

Magna Charta. Bright pink, suffused with carmine; a beautiful Rose; strong, vigorous grower.

Margaret Dickson. White, with pale flesh center; extra-large flower of fine substance; vigorous grower.

Marshall P. Wilder. Cherry-carmine; large, full, semi-globular flowers of fine form.

Mrs. John Laing. Soft pink, finely shaped and exceedingly fragrant; it commences flowering early, is remarkably free and continues late in autumn.

Paul Neyron. Dark rose; of fine form and habit; the largest of all.

Ulrich Brunner. Bright cerise-red, magnificent petals and a fine Rose in every respect. 40c. each, \$3.50 doz.

HARDY CLIMBING ROSES

Each, 50 cts.

Crimson Rambler. This is without doubt one of the most beautiful climbing Roses ever introduced. The long climbing shoots are clothed with immense trusses of very double flowers of the richest crimson. The plant produces a gorgeous effect when in bloom, and is unsurpassed by any other climbing Rose in attractiveness and beauty. Three sizes. 25 cts., 50 cts. and \$1.

Baltimore Belle. White; large; double.

Queen of the Prairies. Bright red; globular.

SIX HYBRID TEA AND SLIGHTLY TENDER ROSES

CLOTHILDE SOUPERT. The color is a French white, deepening to rosy blush in the center. Of compact, vigorous habit and wonderful profusion of bloom.



Clothilde Soupert.



Crimson Rambler.

LA FRANCE. We cannot speak too highly of this superb Rose, which every year becomes more popular. Flowers large and beautiful, either in the bud form or when expanded; peach-blossom color, shaded pink and silvery rose. It is very free-blooming, every shoot forming a beautiful flower. In addition to this, it is entirely hardy with a slight protection of leaves, and most deliciously fragrant, thus combining in a marked degree all the qualities of a perfect garden Rose.


KAISERIN AUGUSTA VICTORIA. A Hybrid Tea Rose, soft pearly white, lightly tinted with lemon in the center, just enough to relieve the white; remarkably fragrant; a strong, healthy grower, with bold, beautiful foliage. The habit is free; the beautiful, perfectly shaped flowers are borne in profusion on long graceful stems, so that it is invaluable for cut-flowers. It is hardy in our northern latitudes with ordinary protection.

SOUVENIR DE WOOTTON. A beautiful shade of carmine-crimson, and, before extreme warm weather sets in, it is, in most cases, a rich crimson without any carmine shades. Like all Roses of this color, it is liable to lose it, to a great extent, in very warm weather, but it retains it better than any Rose of its class. It is deliciously fragrant, perfectly hardy, a constant and most prolific bloomer, every new shoot forming a flower-bud.

METEOR. This is a remarkably rich, dark velvety crimson Rose; so dark, indeed, that under certain conditions it is blackish crimson.

SOUVENIR DU PRESIDENT CARNOT. Whether considered from the standpoint of the commercial cut-flower grower or from its fitness for garden work, this Rose is without a superior. The growth is vigorous; the flower is very large, both in the bud and expanded double, and opens beautifully. Technically described, it could be called a rosy flesh, very soft in the center, and shaded with a lighter flesh at the end of the petals. Has long, elegant buds. 40 cts. each, \$4 per doz.

FRUIT DEPARTMENT



We recommend northern-grown fruit trees to New England planters, as they will be found to give better satisfaction than southern- or western-grown trees. We furnish excellent, clean trees which, if planted carefully, are almost sure to succeed. Trees, when received, should be planted at once in rich, prepared soil, the roots being carefully separated and spread. If dry weather follows planting, the trees must be watered and mulched. Branches of last season's growth should be well cut back, thus encouraging the vigorous growth of new healthy shoots.

APPLES

First-class trees, 5 to 7 feet, each 50 cts. Larger size, each 75 cts. to \$1.

Summer

Early Harvest. Pale yellow, medium size. August.
Red Astrachan. Crimson; large; fine. August.
Summer Pippin. Yellow; oval; medium. Sept.
Sweet Bough. Pale yellow; very rich. August.

Autumn

Fall Pippin. Yellow; delicious. October.
Gravenstein. Striped. September to November.
Golden Sweet. September and October.
Porter. Light yellow; oblong. September.
Congress. Red streaked. October to December.
Walter Pease. Large; deep red; mild, rich and excellent. September. \$1 each.

Winter

Baldwin. Red, large, excellent.
Ben Davis. Yellow and red; large and late.
Hubbardston Nonesuch. Yellow and red. Mild.
Hunt's Russet. Splendid flavor. Oct. to Jan.
King. Crimson; extra large; mild.
Bellflower. Yellow; splendid flavor.
Northern Spy. Large and late.
Rhode Island Greening. Excellent for heavy land.
Roxbury Russet. Medium size. March.
Sutton's Beauty. Crimson and yellow; fine flavor.
Bismarck. A large and very productive Apple from New Zealand. New. 50 cts.

CRAB APPLES

Cherry. A beautiful red Apple of the size of Cranberries. The fruit grows in clusters. Productive and very ornamental. 75 cts.
Montreal Beauty. A large, bright-red crab. Upright trees. 75 cts.

PEARS


First-class trees, 6 feet, each, 75 cents. Larger trees, each, \$1 to \$1.50.

Summer

Bartlett. A splendid summer variety. September.
Clapp's Favorite. Yellow and red; large. August.
Wildcr. Yellow and red. Sweet.
Doyenne. Small; very sweet. August.

Autumn

Belle Lucrative. Green; sweet; large. September.
Bosc. Yellow and brown; fine flavor. October. \$1.
Vermont Beauty. Medium; deep red; sweet. Oct.
Buffum. Medium; great bearer. October.
Dr. Reeder. Color waxy yellow; good. September.
Seckel. Small; one of the sweetest. September.
Sheldon. Large, round and delicious. October.



Bismarck Apple.

Winter Pears

- Beurre d'Anjou.** Large; unsurpassed flavor. Nov.
- Dana's Hovey.** Small; sweetest winter Pear.
- Ignotum.** Large; keeps until March.
- Lawrence.** Medium; delicious quality.
- Kieffer.** Large; good for cooking only.




Lawrence Pear.

CHERRY TREES

- Standard trees, 6 to 7 feet high, 75 cts. each, \$2 for 3.
Extra size, selected, \$1 to \$1.25.
- Cov. Wood.** Large; light red; tender and delicious. End of June.
- Coe's Transparent.** Medium; pale amber; sweet and fine.
- Tartarian.** Large; black; productive. A standard variety.
- May Duke.** Medium; dark red; fruitful; well known. Middle of June.
- Bay State.** Large; deep red; juicy, sweet; excellent. 75 cts.
- Honey Heart.** Large; yellow, covered red; juicy, sweet and prolific.
- Oxheart.** Large; light, tinged red; solid, meaty, of fine quality; subacid; late; very productive.
- Windsor.** Very large, almost black, and of the finest quality. Late.

PLUMS

- 4 to 5 feet, 50 cts.; 5 to 7 feet, 75 cts.; larger, \$1.
- Red June.** Large; deep red; hardy and very early.
- Abundance.** Large; amber, becoming cherry red; juicy and sweet.



Burbank Plum.

- Burbank.** - Large; cherry red; rich and sugary. Last of August.
- The above are Japan plums; they bear profusely while young.
- Bradshaw.** Very large; violet; juicy and pleasant; productive.
- Lombard.** Medium; violet-red; tree very productive.
- Monarch.** Very large; purplish blue; excellent; productive. 75 cts.
- Niagara, Wickson, Hale, German Prune** and others.

PEACHES


Each 25 and 50 cts., according to size.

- Alexander.** Freestone; white and red. July.
- Crawford's Early.** Freestone; yellow and red. Sept.
- Early York.** Freestone; large and juicy. Sept.
- Crosby.** Medium, hardy, good.
- Oldmixon.** Freestone; large; highly flavored. Sept.
- Stump-the-World.** Very attractive; fine. Sept.
- Yellow Rareripec.** Freestone; yellow. August.
- Elberta.** Large; yellow; productive. September.
- Sneed.** Very early.

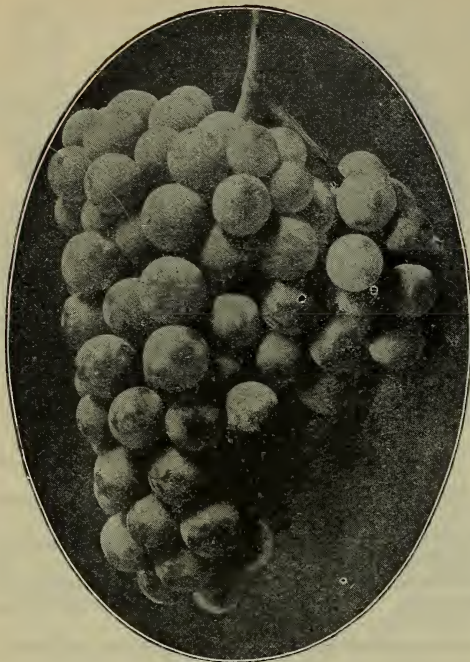
QUINCES

Grown in Tree Form, and with Good Roots.

- Bourgeat.** A splendid new Quince we imported from France. Fruit extra-large, round, smooth and golden; very tender when cooked. Keeps sound until February. 50 cts. each, 5 trees for \$2.
- Orange.** Large, golden; productive. 2 to 3 feet, 35 cts.; 3 to 4 feet, 50 cts.



Elberta Peach.

*Green Mountain Grape.*

GRAPES

Campbell. A vigorous, hardy vine, and free from mildew; large, compact clusters and large berries of black Grapes with few seeds. Flesh is sweet, rich, slightly vinous and free from foxiness. Our vines have strong, fibrous roots and are certain to please purchasers. 1-year-old, 50 cts.; 2-year-old, \$1.

Green Mountain. A new white Grape; very early. Strong vines, 50 cts.

Moore's Early. It is larger and ripens about 10 days before the Concord. 25 cts.

Worden. A large, black Grape of rich flavor, about a week earlier than the Concord and always gives satisfaction. Extra-strong vines, 50 cts.

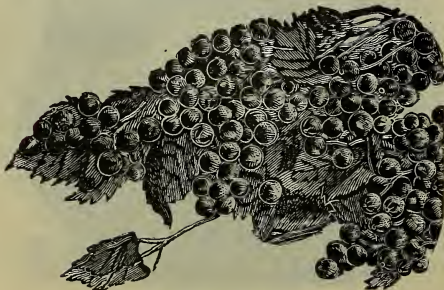
Brighton. Bunches large; flesh tender, sweet as soon as colored; dark red; early. 25c.; extra size, 50c.

Diamond. Bunches large and long; white, tender, juicy. 25 cts. to 50 cts.

Delaware. Color light red; very sweet and high flavored. 2-year-old plants, 50 cts.

Eaton. This is the largest black Grape grown. In foliage, fruit, productiveness and season, it ranks high. 50 cts.

Concord. Black; popular and reliable. 25 cts. Extra-strong vines, 50 cts.

*North Star Currant.*

CURRENTS

\$1 per doz.; extra-strong, \$1.50 per doz.

Cherry. Extra-large, deep red berries; short bunches.
North Star. Similar to Red Dutch, but larger berries and longer bunches.

White Grape. Fruit large, mild acid; the best white.
Wilder. Bright red; has a rich flavor, not so acid as Fay's. A strong grower and productive. \$1.50 per doz.; extra size, \$2 per doz.

GOOSEBERRIES

Downing. Pale green, smooth, very productive, well-rooted plants. 1 year, \$1 per doz.; 2 year, \$1.50 per doz.; larger, \$2.

Keepsake. Very large, straw-colored; excellent. Our bushes, one year planted, were loaded with berries like good-sized plums. \$3 per doz.

Houghton. Medium, pale red; sweet; very prolific. \$1 per doz.

Red Jacket. Large, smooth; strong grower. New. Same price as Downing.

Triumph, or Columbus. Very large and productive. 25 cts.

*Kansas Raspberry.*

RASPBERRIES

60 cts. per doz., \$3 per 100.

Cuthbert. Large, crimson; firm, sweet, excellent.

Golden Queen. The best yellow. Same as the Cuthbert, except in color.

Kansas. Large, black, firm. A choice variety.

Tyler. Black, firm, sweet; hardy and prolific. The above select list comprises the best of the Raspberry family.

BLACKBERRIES

12 plants for \$1, 50 for \$3.

Ohmer. The largest; productive, sweet and excellent.
Snyder. Medium to large; early, productive, hardy and reliable.

Rathbun. Fruit large, sweet and delicious; seeds small. Our Rathbuns are true to name. 25 cts. each; 10 plants for \$1, 50 plants for \$4.

STRAWBERRIES


30 cts. per doz., \$1 per 100.

Varieties marked (Imp.) have imperfect blossoms. At least one-fourth of those set out should be perfect flowering.

- Sample.** (Imp.) Very large, dark crimson, handsome, of excellent flavor; late. The foliage is healthy and the plants productive.
- Clyde.** Large berries of good flavor, light colored, exceedingly productive. Medium early.
- Crescent.** (Imp.) An old variety of medium size; very productive. Season early and late. Will grow anywhere and fill the basket.
- Gladstone.** Large, handsome fruit. Plant strong. 40 cts. per doz.
- Glen Mary.** Berries of the largest size. A choice variety for the garden.
- McKinley.** Large size, good color, strong grower. 40 cts. per doz.
- Maximus.** Appears to be the same as McKinley.
- Klondike.** A late and more productive sort than Gandy.
- Gibson.** Does better here than Marshall. 50 cts. per doz.
- Woolverton.** A prolific, large, highly colored berry from Canada.
- Brunette.** An amateur berry, esteemed for its sweet banana flavor. 50 cts. per doz.
- Nick Ohmer.** Fruit of the largest size when grown in hills.
- Haverland.** (Imp.) Originating from seed of the Crescent, fertilized by the Sharpless. Plants are very large, healthy, vigorous, and ripen their fruit



Haverland.



Jessie.

- evenly and early, holding on through the season. Berries are fine, uniform in shape, very large, of excellent flavor, and bright red color. In market it sells readily and brings the highest price.
 - Gov. Hoard.** Similar to Haverland in growth, but a perfect berry, and more prolific if possible than that variety.
 - Bubach.** (Imp.) Combines with its large size, good color and fine quality, great productiveness and sufficient vigor of plant. It is one of our standard sorts.
 - Jewell.** (Imp.) The plant is of the largest size, with numerous fruit stems; a vigorous grower; berries large, bright red, and of extra quality; productive.
 - Sharpless.** One of the most popular berries ever introduced; plants vigorous; berry one of the largest; color bright scarlet.
 - Crescent.** (Imp.) Plants small, but vigorous and healthy; berries medium, light scarlet, of acid flavor; not firm, but popular and good for near market; early.
 - Jessie.** A new seedling of the Sharpless. The plant is a stout, luxuriant grower; foliage light green, large and clean, with never a trace of rust. The berry is very large, continuing large until the last picking. It is of beautiful color, fine quality, good form, colors evenly, with no white tips. Remarkably firm; can be picked green as the Wilson, and shipped long distances.
- NOTE. As a general purpose berry for western Massachusetts, we do not hesitate to recommend the Haverland. Planted with Sharpless (to fertilize), it is by all odds the most prolific berry we grow.

Sweet, Pot and Medicinal Herbs

A small space in the garden may be used to great advantage for the cultivation of a few of the most useful and desirable herbs. Their cultivation is very simple, and but little care is needed beyond keeping down the weeds. Sow in April or May, in drills 12 to 15 inches apart, and thin out the young plants where they stand too thick. When the ground is well covered with the foliage, it is a good plan to cut out every other row; which tie up in small bunches and dry in the shade. The balance of the crop, having more room, will spread out, and again cover the ground in a short time. In this way a large crop may be taken from a small patch of land. As a rule, all herbs should be gathered when just coming into bloom.

	Pkt.	Oz.		Pkt.	Oz.
Anise (<i>Pimpinella anisum</i>). Annual . . .	\$0 05	\$0 15	Horehound (<i>Marrubium vulgare</i>). Per. . .	\$0 10	\$0 40
Anise. For flavoring			Hyssop (<i>Hyssopus officinalis</i>). Perennial . . .	10	40
Arnica (<i>Arnica montana</i>). Perennial	10	2 00	Lavender (<i>Lavendula vera</i>). Perennial . . .	05	20
Balm (<i>Melissa officinalis</i>). Perennial	10	40	Lovage (<i>Levisticum officinale</i>). Perennial. 10	40	
Basil, Sweet (<i>Ocimum basilicum</i>). Annual	05	20	Marjoram, Sweet (<i>Origanum majorana</i>). Annual	05	25
Borage (<i>Borago officinalis</i>). Annual	05	20	Opium Poppy (<i>Papaver somniferum</i>). An. . .	10	30
Burnet (<i>Poterium sanguisorba</i>). Perennial	05	20	Pennyroyal (<i>Hedeoma pulegioides</i>). Annual. 10	1 00	
Caraway (<i>Carum carui</i>). Perennial	05	10	Rosemary (<i>Rosmarinus officinalis</i>). Per. . .	10	50
Caraway. For flavoring			Rue (<i>Ruta graveolens</i>). Perennial	10	30
Catnip (<i>Nepeta cataria</i>). Perennial	10	50	Saffron (<i>Carthamus tinctorius</i>). Annual . . .	05	20
Coriander (<i>Coriandrum sativum</i>). Annual	05	20	Sage (<i>Salvia officinalis</i>). Perennial	05	20
Coriander. For flavoring			Sorrel (<i>Rumex crispus</i>). Perennial	05	20
Dill (<i>Anethum graveolens</i>). Biennial	05	15	Summer Savory (<i>Satureia hortensis</i>). An. . .	05	20
Dill. For flavoring			Thyme (<i>Thymus vulgaris</i>). Perennial	05	30
Fennel, Sweet (<i>Anethum fœniculum</i>). Perennial	05	15	Woodruff (<i>Asperula odorata</i>). Perennial . . .	05	2 00
Fennel, Sweet. For flavoring			Wormwood (<i>Artemisia absinthium</i>). Per. . .	05	20

Grass, Clover and Millet Seed

PRICES SUBJECT TO MARKET CHANGES

"No grass, no cattle; no cattle, no manure; no manure, no crops"



Tall Meadow Oat Grass.

Grasses

Rhode Island Bent, Brown Bent, or Dog's Bent (*Agrostis canina*). Root creeping, interlacing so as to make a very firm sod; for this reason sown by many alone for lawns. It is a perennial, flowering in July; size 6 to 12 inches high, from 3 to 4 bushels; for pastures, about 2 bushels. (10 lbs. to the bus.) Qt. 25 cts., bus. \$2.25.

Red Top, Fine Top (*Agrostis vulgaris*). Two to 3 feet high. Root creeping; perennial; flowers in July. It is a valuable lawn grass, and should be in most mixtures intended for that purpose. Sow the same quantity as of the preceding. (10 lbs. to the bus.) Lb. 10 cts., bus. 75 cts.

Cleaned Red Top. Pure seed, no chaff. (40 lbs. per bus.) Lb. 15 cts.

Meadow Foxtail (*Alopecurus pratensis*). Root fibrous; perennial; flowers in May; grows from 2 to 3 feet high; closely resembles timothy in general appearance, but can easily be distinguished from it by its spike or head, which is soft, while that of timothy is rough. On account of its many excellent qualities, but few lawn mixtures should be without it. If even sown alone, use 25 lbs. per acre. Lb. 30c.

Couch, or Quack Grass (*Agropyrum Triticum repens*). Roots creeping extensively; perennial; flowers in July; from 2 to 3 feet high; introduced from Europe. Lb. 40 cts.

Sweet Vernal (*Anihozanthum odoratum*). Root fibrous; perennial; flowers in May and June; grows from 1 foot to 18 inches high. This is one of the earliest Grasses to start in the spring, and also continues to grow late in the fall. We give the amount necessary to seed an acre, which is 25 lbs. Lb. 30 cts.

Tall Meadow Oat, Evergreen, or Ray (*Arrhenatherum avenaceum, Avena elatior*). Roots long and fibrous, sometimes bulbous; perennial; flowers in June and July; stems from 2 to 3 feet high; a native of Europe. Valuable for pastures. Four bushels to the acre. (14 lbs. to the bus.) Lb. 30 cts.

Yellow Oat (*Avena Trisetum flavescens*). Roots fibrous; perennial; flowers in July; about 18 inches high; of slow growth and medium quality. It is a native of Europe. Would require 25 lbs. to seed an acre. (About 10 lbs. to the bus.) Lb. 90 cts.

Crested Dog's-Tail (*Cynosurus cristatus*). Root fibrous and tufted; perennial; stem stiff and smooth, 1 foot high; flowers in July. One bushel to seed an acre. (About 28 lbs. to the bus.) Lb. 40 cts.

Orchard, or Cockfoot (*Dactylis glomerata*). Root fibrous; perennial; flowers in June; from 3 to 5 feet high. One of our most valuable Grasses and more widely known than any other. When sown with Red Clover use $1\frac{1}{2}$ bushels of Orchard and 8 lbs. of clover per acre. Sown alone, use 3 bushels. (14 lbs. to the bus.) Qt. 15 cts., bus. \$2.50.

Blue Joint, Small Reed (*Deveuxia Calamagrostis Canadensis*). A stout, erect, tall Grass, 3 to 5 feet high; perennial; flowers in July; generally found in all low, moist, or wet and boggy meadows. Lb. 50 cts.

Hard Fescue (*Festuca duriuscula*). Root fibrous; perennial; flowers in June; 1 foot to 18 inches high. A valuable permanent pasture Grass, not very productive, but of extra quality. It should be in all mixtures for light mowing lands. 30 lbs. to the acre. (About 16 lbs. to the bus.) Lb. 25 cts.

Tall Fescue, Randall, or Evergreen (*Festuca elatior*). Root fibrous, somewhat creeping, and forming large tufts; grows from 3 to 4 feet high. It should be used in all mixtures for permanent purposes on moist soils. Use 40 lbs. to the acre. (About 16 lbs. to the bushel.) Lb. 35 cts.

Meadow Fescue (*Festuca elatior, var. pratensis*). Root fibrous; flowers in June and July; grows from 2 to 3 feet high. (16 lbs. to the bus.) Lb. 25 cts.

Sheep's Fescue (*Festuca ovina*). Root creeping; perennial; flowers in June and July; grows from 6 to 10 inches high in dense tufts. It grows freely in high, dry and open pasture, affording excellent feed for sheep. Its chief merit is that it will grow in poor soil. 30 lbs. to the acre. (About 12 lbs. to the bus.) Lb. 15c.

Red Fescue (*Festuca rubra*). Root extensively creeping and throwing out lateral shoots; perennial; flowers in June; is one of the largest varieties of Fescue. 25 lbs. to the acre. (About 16 lbs. to the bushel.) Lb. 20 cts.

Meadow Soft, Velvet, or Velvet Mesquite (*Holcus lanatus*). Root fibrous; perennial; flowers in June; grows from 1 to 2 feet high. 4 bus. to the acre. (7 lbs. to the bus.) Qt. 10 cts., bus. \$1.

English, or Perennial Rye (*Lolium perenne*). Roots fibrous; perennial; flowers in June; grows from 1 to 2 feet high. This is considered to be one of the most valuable grasses of Europe, and is esteemed as highly there as timothy is here, and used in about the same manner. 3 bus. to the acre. (24 lbs. to the bus.) Lb. 10 cts.

Grasses, continued

Italian Rye (*Lolium perenne*, var. *Italica*). Root fibrous; perennial; flowers in June; grows a little higher than the preceding, and like that is in general appearance somewhat like the common Couch Grass. 3 bus. to the acre. (18 lbs. to the bus.) Lb. 10 cts.

Dwarf English Rye (*Pacey's Lolium perenne tenue Paceyii*). Root long and fibrous; perennial. A variety of dwarf habit than the preceding varieties. (24 lbs. to the bus.) Lb. 10 cts.

Timothy, or Herd's Grass (*Phleum pratense*). One of, if not the commonest and best known Grasses. Perennial; fibrous and often bulbous roots; grows generally 2 to 3 feet high. (45 lbs. to the bus.) Qt. 15 cts., bus. \$2.50. (Price very variable.)

Wire, or Blue Stem, also called Blue Grass (*Poa compressa*). Root creeping; perennial; flowers in July. 1 foot to 18 inches high. Lb. 60 cts.

Kentucky Blue, June Spear (*Poa pratensis*). Root creeping; perennial; flowers in June; grows usually from 1½ to 2 feet high. This is one of our best known Grasses, which from its extensive and successful cultivation in Kentucky, has acquired the name Kentucky Blue Grass; is generally called in New England June Grass, and in some places Spear Grass. (14 lbs. to the bus.) Lb. 15 cts., bus. \$2.

Wood Meadow (*Poa nemoralis*). Root creeping; perennial; flowers in June; grows from 18 inches to 2 feet high. This species is common in moist, shady places. It is early, of rank growth. 30 lbs. to the acre. (About 16 lbs. to the bus.) Lb. 40 cts.

Fowl Meadow, False Red Top, or Duck Grass (*Poa serotina*). Root slightly creeping; perennial; flowers in July and August; grows from 2 to 3 feet high. This Grass is very common in wet meadows and on the banks of streams. If sown alone, 2 bus. to the acre. (About 11 lbs. to the bus.) Lb. 25 cts.

Rough Stalk Meadow (*Poa trivialis*). Root fibrous; perennial; flowers in July; about the same height as Kentucky Blue, which it very much resembles. Bears tramping, and is an excellent pasture Grass; it makes a good mixture with Red Top and Orchard. If ever sown alone use 25 lbs. to the acre. (20 lbs. to the bus.) Lb. 40 cts.

Cuba, Johnson, False Guinea Grass, Evergreen or Arabian Millet (*Sorghum halepense*). A perennial Grass, 5 to 6 feet high, with strong, thick root-stalks and an abundance of long, wide leaves. It seems to be adapted to a great variety of soils, and particularly the dry, arid lands of the west. The best results have been obtained by sowing seed in August and September. 1 bus. to the acre. (25 lbs. to bus.) Lb. 25 cts.

Write us for special "Seeding Down" mixtures for both mowing and permanent pasture lands. Describe soil, exposure, results desired, etc. and we can help you.



Orchard Grass.



Italian Rye Grass.



Red Clover.

Clovers

Large Red Mammoth. Common western variety. Lb. 12 cts.

Large Red, Mammoth, or Pea Vine (*Trifolium pratense*). If sown alone, 15 to 20 lbs. to the acre. Lb. 15 cts.

Medium Red (*Trifolium pratense*). If sown alone, 15 to 20 lbs. to the acre. Lb. 12 cts.

White (*Trifolium repens*). If sown alone, 12 to 15 lbs. to the acre. Lb. 20 cts.

Alsike, Swedish (*Trifolium hybridum*). If sown alone, 8 to 10 lbs. to the acre. Lb. 20 cts.

Alfalfa, or Lucerne (*Medicago sativa*). Also called California and Chilian Clover. If sown alone, 20 lbs. to the acre. Lb. 20 cts.

Millets

Sow three-fourths to one bushel for one acre

Hungarian (Grass) Millet (*Setaria Germanica*). Splendid forage crop for light land. On rich land two crops may be grown the same season. Withstands drought, and yields abundantly. Height, 2 to 3 feet. (48 lbs. to a bus.) Qt. 10 cts., bus. \$1.25.

Colden, or German. A heavier cropper than the Hungarian, and needs a longer season and a stiffer soil; stands up well; is easily cured; makes a coarse, harsh hay, which is greedily eaten by all kinds of stock. (50 lbs. to a bus.) Qt. 10 cts., bus. \$1.50.

Italian (*Setaria Italica*). Sometimes called common Millet. Medium, early, leafy; stalk small; 3 to 4 feet high; heads thick, nodding, 6 to 9 inches long; fine for soiling. (50 lbs. to a bus.) Qt. 10 cts., bus. \$1.25.

Japanese (*Panicum crus-galli*). The kind you want—barnyard. This wonderful addition to the fodder crops is invaluable on the dairy farm. It grows 6 to 8 feet high and is an enormous cropper. To feed green or cured, and hays well. More yield to the acre than any other grass grown to day. Sow broadcast 25 lbs. to the acre, or in drills 18 inches apart about 15 lbs. Lb. 15 cts., 100 lbs. \$12. Supply very limited.



To Make a Perfect Lawn

The soil must be right to start with; a stiff loam or clay soil would be the most desirable, not too rich, as that tends to force the grass, making a rank, coarse growth. If the soil is naturally sandy or a loam which dries out quickly, it should be prepared by working in a top-dressing of clay or heavy loam to the depth of at least six inches—say 8 to 10 cart-loads for every 50 feet square. This must be thoroughly harrowed or otherwise finely pulverized and mixed, absolutely free of lumps. A great error is too often made by thinking that the quality of the seed will rectify any little inequality of the soil. The soil must be equally strong at all points, or your lawn will be patchwork. The ideal soil for the ideal lawn might be a well-cultivated potato field; the dirt is the right sort and in prime condition. Add about one-half ton of Pure Ground Bone (ground fine) to the acre and get it mixed into the soil with brush harrow or smoothing harrow, and do it thoroughly. Your lawn is now ready for the seed; the best time to sow is early in spring or the middle of August. We prefer early in spring. The seed should be sown at least three bushels to the acre evenly, and then lightly raked in by hand and rolled. The great secret with many lawns is cutting and rolling, cutting frequently and rolling thoroughly in the spring and fall.

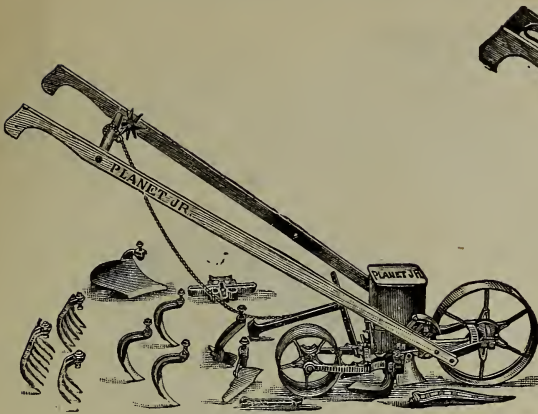
HAMPDEN LAWN GRASS—The best lawn seed. A mixture prepared by a scientific formula, with a view to quick results and a thick, firm sod. It should be sown at the rate of three bushels (16 lbs. to bushel) to the acre; 1 quart will sow 225 square feet, a space 15x15 feet. Pt. 10 cts., qt. 15 cts., 4 qts. 50 cts., bus. \$3.50.

GRASS SEED FOR MOWING AND PASTURE LAND. The lack of knowledge in preparing the mixture for a good mowing lot or permanent pasture often causes vexation and disappointment and worse than these; barren fields, and labor and seed practically thrown away. The most desirable grasses for hay may not do well on the particular soil of your meadow. There are grasses of endless variety, either native or introduced, that each have their own particular soil, so that to prescribe a formula for an acre of pasture land, or an acre of hay, without reference to the soil, situation, drainage, etc., would be like getting a suit of clothes without getting your measure. They might be good clothes, but would they fit?


We have made "seeding down" a study and are prepared to suit any soil with its proper seed, for stated results. Write us a description of what you want to get, describe your soil and situation, and state size of lot. We will then quote you figures on the job and feel convinced that we can help you. As a guide for price we would say from \$4.50 to \$5.50 per acre for mowing land and from \$5 to \$7.50 per acre for permanent pasture land.

Hampden Lawn Dressing

This is absolutely the best possible combination of chemicals and material for a quick start and permanent, lasting effect. It is prepared by our own especial formula, and it is as near perfect as anything can be. It should be applied very early in the spring, sown like grass seed evenly all over the lawn. Never sow when the grass is wet. The best time to sow is late in the afternoon, or a warm spring day after the sun has shone on the grass all day. Its effect will be noticed within twenty-four hours after a rain, and the continuous decomposition of the ground bone which it contains furnishes a complete and perfect food for the fine fibrous grass roots all summer long. It should be applied at the rate of 100 pounds for 2,500 square feet. Per bag of 25 lbs. \$1, 50 lbs. \$1.50, 100 lbs. \$2.50.



Planet Jr. No. 25.



Planet Jr. No. 3.

Planet Jr. Hand Cultivators and Garden Drills

PLANET Jr. No. 3 Hill Dropping Seeder. \$10.

PLANET Jr. No. 4 Hill Dropping Seed Drill, Hoe, Cultivator, Rake and Plow. Complete, \$11; as a drill only, \$8.

PLANET Jr. No. 5 Hill and Drill Seeder. 16½ inch drive wheel. Hopper holds 4 quarts. \$13.

PLANET Jr. No. 21 Hill and Drill Seeder and Fertilizer Drill. \$17.50.

PLANET Jr. No. 25 Combined Hill and Drill Seeder. \$13.

PLANET Jr. Single Wheel Hoe, with 1 pair hoes, 3 cultivator teeth, 1 plow and 1 pair rakes. \$5.

PLANET Jr. Single Wheel Hoe, with 1 pair hoes only. \$3.

PLANET Jr. No. 1 Combined Drill and Wheel Hoe. \$9.50.

PLANET Jr. No. 10 Double Wheel Hoe, with 1 pair hoes, 2 pairs cultivator teeth, 1 pair plows, 1 pair rakes, and 1 pair leaf-lifters. \$6.50.

PLANET Jr. No. 10 Plain Double Wheel Hoe, with 1 pair hoes only. \$4.

PLANET Jr. No. 11 Double Wheel Hoe, with 2 pairs hoes, 2 pairs cultivator teeth, 2 pairs rakes, 1 pair plows and 1 pair leaf-lifters. \$8.50.

PLANET Jr. No. 12 Double Wheel Hoe, with 1 pair hoes, 2 pairs cultivator teeth, 1 pair plows and 1 pair leaf-lifters. \$6.50.


PLANET Jr. No. 13 Double Wheel Hoe, with 1 pair hoes only. \$4.50.

PLANET Jr. No. 15 Single Wheel Hoe, with 2 pairs hoes, 3 cultivator teeth, 3 rakes, 1 plow, and 1 leaf-lifter. \$6.50.


PLANET Jr. No. 16 Single Wheel Hoe, with 1 pair hoes, 3 cultivator teeth, 2 rakes, 1 plow and 1 leaf-lifter. \$5.50.

PLANET Jr. No. 17 Single Wheel Hoe, with 1 pair hoes, 3 cultivator teeth, and 1 plow. \$4.75.

PLANET Jr. No. 18 Single Wheel Hoe, with 1 pair hoes only. \$3.25.



Planet Jr. No. 12.



Planet Jr. No. 1.

Insecticides



Pat. March 16 and Nov. 9, 1897.
Pat. in Canada Nov. 2, 1897.

BUG DEATH

Bug Death is a patented, non-poisonous powder, and is entirely different from anything that has ever been placed on the market, and overcomes all the objections to the deadly poisons that the farmers have been obliged to use in the past. It is just as effectual as Paris green and other dangerous insect powders.

It is sure death to the potato, squash and cucumber bugs, currant and tomato worms, also other plant- and vine-eating pests.

The deadly effect on bugs will not always be as quick, but it is just as sure. Contrary to the arsenic preparations, it is a benefit to the plant, and the more freely used the better the plant will thrive; for potatoes when blight is prevalent, the extra yield will more than pay all expense of Bug Death.

The way for farmers to do is to make a test of Bug Death with some of the very poisonous preparations, but in order to obtain the best results from Bug Death there must be nothing used on the same plant or vines during the season, for if Bug Death is once used, and later another hatching of bugs comes, and the farmer puts on some of the arsenic preparations, the bad effects from the deadly poison are liable to offset all the beneficial effects of the Bug Death previously used.

It is impossible to injure the most tender plant or vine, however freely it may be used.

Use according to directions and wonderfully pleasing results will surely follow. For potatoes we recommend using 12½ pounds of Bug Death per acre to an application.

Sample package free. Apply to us or to your local dealer.

1-lb. package	\$ 15
3-lb. package	35
5-lb. package	50
12½-lb. package	1 00

Perfection Shaker

Price, 65 cents

Especially for applying Bug Death to potato vines.



Bordeaux Mixture. In screw-top cans. Add 49 gallons of water and 1 gallon of Bordeaux mixture to make 50 gallons of perfect spraying liquid. This is the best fungicide known and completely prevents blight on potatoes, grapes, carnations, apples, etc. Put up in heavy cans containing 1 gal., \$1; 1 qt., 40c.



Bordeaux Mixture with Paris Green (Dry). Prevents blight, kills bugs. Use at the rate of 1 pound to 55 gallons of water. May be applied dry with the Perfection Shaker or the Cyclone Spray Gun. Per lb. 20 cts.

Grape Dust. For mildew on grape vines or roses. Per pkg. of 5 lbs., 35 cts.

Hellebore. For currant worms, rose slugs, etc. Per ¼-lb. 10 cts., ½-lb. 15 cts., lb. 25 cts.

Kerosene Emulsion. For all kinds of plant lice and other sucking insects. Should be diluted 1 part emulsion to 30 of water for tender-leaved plants and for orchard work 1 part emulsion to 10 of water. Per qt. 40 cts., per gal. \$1.

London Purple. May be applied dry or in water. Destroys insect pests of all kinds. Per lb. 25 cts.

Nikoteen. One pint is the equal of 200 lbs. tobacco stems. Unsurpassed for greenhouse or window spraying. Pint bottle, \$1.50.

Paris Green. Guaranteed strictly pure. Lb. 25c.

SLUG SHOT

Kills Bugs Either Dusted or Sprayed

Kills the potato bugs. It is a cheap powder destructive to insects that prey upon vegetation. It destroys vermin and leaves the plant unharmed.

Kills currant and cabbage worms. A "bug" is a small atom and needs but a little of the right stuff to destroy it. The right thing is Slug Shot. A heavy dose is like sending an elephant to kill a house fly.

Kills black fleas on turnips, radishes, etc. Special articles like hellebore, tobacco, etc., are good for some purposes. Slug Shot is a general insecticide, good in all cases.

Kills green flies on roses and other flowers, slugs on quinces and pears. Insects that fly, like flea beetles and rose bugs, are more difficult to contend against than are caterpillars or slugs. Look often and dust when necessary.

Kills canker-worms, cutworms around cucumbers, melons, beans, etc. Tender plants that feel frost quickly are sensitive to heavy applications of insecticides, so dust lightly.

Kills the worms on tomatoes and tobacco.

Soap, Whale Oil. For destroying insects on plants and trees. ½lb. boxes 10 cts., 1 lb. 15 cts.

Soap, Fir Tree Oil and Tobacco. For house plants. Per pkg., 25 cts.

Tobacco Dust. Finely pulverized. For insects on roses, pansies, etc. Per lb. 5 cts., 100 lbs. \$3.

Quantity of Seed Usually Sown Per Acre

Barley, broadcast (40 lbs. to bus.)	1 to 2 bus.
Beans, Dwarf, in drills (60 lbs. to bus.)	1 1/2 bus.
Beans, Pole, in hills (60 lbs. to bus.)	10 to 12 qts.
Beets, in drills	5 to 6 lbs.
Brood Cows, in hills	5 to 10 qts.
Buckwheat (40 lbs. to bus.)	1 bus.
Cabbage, to beds to transplant	1 to 2 lb.
Carrot, in drills	2 to 4 lbs.
Clanton Sugar Cane	10 qts.
Clover, Red, alone (60 lbs. to bus.)	15 to 20 lbs.
Clover, White, alone (60 lbs. to bus.)	10 to 15 lbs.
Clover, Alsike, alone (60 lbs. to bus.)	8 to 10 lbs.
Clover, Lucerne or Alalfa (60 lbs. to bus.)	20 lbs.
Corn, in hills (35 lbs. to bus.)	5 to 10 qts.
Corn, for silage	3 bus.
Cucumber, in hills	2 lbs.
Elce, broadcast (50 lbs. to bush)	1 1/2 bus.
Grass, Kentucky Blue (14 lbs. to bus.)	1 bus.
Grass, Orchard (14 lbs. to bus.)	1 bus.
Grass, English Rye (24 lbs. to bus.)	1 bus.
Grass, Italian Rye (18 lbs. to bus.)	1 bus.
Grass, Foot Meadow (14 lbs. to bus.)	1 bus.
Grass, Red Top (10 lbs. to bus.)	1 bus.
Grass, Timothy (15 lbs. to bus.)	1 bus.
Grass, Hungarian (15 lbs. to bus.)	1 bus.
Grass, Mixed Lawn (14 lbs. to bus.)	1 bus.
Heap (40 lbs. to bus.)	1 1/2 bus.
Mustard, broadcast	1 bus.

Melon, Musk, in hills	2 to 3 lbs.
Melons, Water, in hills	1 to 2 lbs.
Millet, Common (20 lbs. to bus.)	1 to 1 1/2 bus.
Onion, broadcast (20 lbs. to bus.)	1 to 2 bus.
Onion, in drills	5 to 6 lbs.
Onion for Seed, in drills	20 lbs.
Onion Sets, in drills	5 to 15 lbs.
Parsnip, in drills	2 to 6 lbs.
Peas, in drills (60 lbs. to bus.)	1 1/2 bus.
Peas, broadcast (60 lbs. to bus.)	1 bus.
Potato, cut tubers (50 lbs. to bin)	1 bus.
Pumpkin, in hills	2 to 6 lbs.
Radish, in drills	1 to 2 lbs.
Rye, broadcast (20 lbs. to bus.)	1 to 2 bus.
Sage, in drills	1 to 2 lbs.
Salsify, in drills	2 to 4 lbs.
Spinach, in drills	10 to 15 lbs.
Squash (non varieties), in hills	1 to 2 lbs.
Squash (running varieties), in hills	1 to 2 lbs.
Toward, to transplant	1 lb.
Turnip, in drills	1 lb.
Turnip, broadcast	1 lb.
Vegetables, broadcast	1 to 2 bus.
Wheat, broadcast (60 lbs. to bus.)	1 to 2 bus.

General Grass Seeds for Mowing Lands.

Clover	together for one acre.	8 lbs. Clover
Timothy		4 bus. Timothy
Red Top		1 bus. Red Top

Quantity of Seed Required

For a Given Number of Plants, Number of Hills, or Length of Drills

Asparagus	1 qt. to 60 fl. of drill.
Beets	1 qt. to 50 fl. of drill.
Beans, Dwarf	1 qt. to 60 fl. of drill.
Beans, Pole	1 qt. to 150 hills.
Carrot	1 oz. to 150 fl. of drill.
Cabbage	1 oz. to 2,000 plants.
Cauliflower	1 qt. to 2,000 plants.
Celery	1 qt. to 3,000 plants.
Cucumber	1 qt. to 30 hills.
Corn	1 qt. to 200 hills.
Dandelion	1 qt. to 200 fl. of drill.
Pea plants	1 qt. to 1,000 plants.
Swallow	1 qt. to 150 fl. of drill.
Leek	1 oz. to 100 fl. of drill.
Lettuce	1 oz. to 2,000 plants.
Melon, Water	1 qt. to 30 hills.

Melon, Musk	1 qt. to 60 hills.
Onion	1 oz. to 60 fl. of drill.
Onion Sets, small	1 qt. to 40 fl. of drill.
Parsley	1 oz. to 150 fl. of drill.
Parsnip	1 oz. to 200 fl. of drill.
Peas	1 qt. to 100 fl. of drill.
Pepper	1 oz. to 1,000 plants.
Pumpkin	1 qt. to 30 hills.
Radish	1 oz. to 100 fl. of drill.
Salsify	1 oz. to 70 fl. of drill.
Spinach	1 qt. to 100 fl. of drill.
Squash, Early	1 qt. to 10 hills.
Squash, Marrow	1 qt. to 16 hills.
Tomato	1 qt. to 1,500 plants.
Turnip	1 oz. to 150 fl. of drill.

Number of Plants or Trees to the Acre at Given Distances

Distance	No. plants	Distance	No. plants
10 feet	174,240	6 feet	327
12 feet	121,600	7 "	208
15 feet	89,280	8 "	156
20 feet	54,720	9 "	115
25 feet	43,680	10 "	92
3 feet by 3 feet	14,220	11 "	78
4 " " "	7,110	12 "	65
5 " " "	4,740	13 "	55
6 " " "	3,160	14 "	48
7 " " "	2,370	15 "	42
8 " " "	1,770	16 "	38
9 " " "	1,370	17 "	34
10 " " "	1,020	18 "	31
11 " " "	770	19 "	28
12 " " "	610	20 "	26

It is not too much work to spray your Orchard, your Grape, Vines, Potato Field, etc. It is necessary.

It is not economy to buy cheap seeds. It is wasteful.

It is not profitable for one man to do all the work on a forty-acre farm. It is impossible.

No farm gets run down so far that it cannot be reclaimed. Change your method to fit your farm.

PLANT A TREE

BE PUBLIC-SPIRITED & BENEFIT THE STATE

THE COLORADO BLUE SPRUCES grow from seed as easily as do Asters or Phlox. Any one can grow them. No trick about it. Perfectly hardy; requires no special care; any garden soil is good enough. *No more beautiful Tree grows on earth to-day.* We have a small lot of seed which was especially collected for us during the past season. We have also about 220,000 young Trees from seed sown last year, now for sale and this seed we offer (all sold at 10 cents per package 25 seeds. Note—This is the true *Picea pungens* and is the "blue one."

Do you know what the plant in your window needs?

Do your Palms or Ferns turn yellow, the leaves droop and dry up, though you water regularly?

Do lice, aphids or other insects infest your window garden?

Do you want to jog right along, year after year, in the same old way?

Do you know that we have a man to answer questions?

Do you know that we want him to earn his pay?

The B. L. BRAGG COMPANY
Hampden Agricultural Store
SPRINGFIELD & MASSACHUSETTS